

**West Bengal Forest and Biodiversity Conservation Society**  
**Office of the Chief Project Director**  
**Block LB-2, Sector III**  
**Salt Lake City, Kolkata -700098**

No.: 3564 / WBFBC / 7-5/14  
To

Dated: .10.12.2018

1	Sri Indavar Pandey, ACS to the Govt. of W.B. & <b>Chairperson WBFBC Society</b>	12	Sri N. Singhal, Chief Environment Officer, Deptt. of Environment, W.B.-Member
2	Shri N.K. Pandey, PCCF & HoFF, W.B. – Member	13	Sri S. Sundriyal, APCCF, Wildlife-Member
3	Shri S.Barari, PCCF (General)- Member	14	Sri Piar Chand, APCCF & Director, Sundarban Biosphere Reserve
4	Shri R.K.Sinha, PCCF & CWLW- Member	15	Dr. S. Dubey APCCF, Research & Monitoring-Member
5	Shri J.T. Mathew, PCCF, RMD– Member	16	APCCF, North Bengal, Member
6	Dr. R.P. Saini, Managing Director, WBFDC, Member	17	Shri R. Das, M.D. West Bengal Wasteland Dev. Copn. – Member
7	Dr. Subrat Mukherjee Member Secretary, PC Board, Govt of W.B.- Member	18	Special Secretary to the Govt. of West Bengal, Finance Dept. – Member
8	Shri T.V.N Rao, APCCF, Finance – Member	19	Secretary to the Govt. of West Bengal, Forest Dept. – Member
9	Shri N.V Rajasekhar APCCF, Human Resources Dev. – Member	20	Dr. K.L. Ghosh, Project Director (M & E), WBFBCP – Spl. Invitee
10	Sri S. Mukherjee, APCCF, CAMPA & Nodal Officer, FCA	21	Sri Rajeev Sharma, Project Director (Finance), WBFBCP – Spl. Invitee
11	Sri V.K. Yadav, Member Secretary, WB Zoo Authority- Member	22.	Smt. S.Bhattacharyya, APD (I), WBFBCP – Spl. Invitee

Sub.: **6th Annual General Meeting of WBFBC Society to be held on 14<sup>th</sup> December, 2018.**

Sir/Madam


The 6th Annual General Meeting of the West Bengal Forest and Biodiversity Conservation Society will be held on 14th December, at 1.00 P.M. in the 6th Floor, Conference Room, Aranya Bhawan at LA-10A, Sector,-III, Saltlake City, Kolkata-700106

The Agenda Notes of 6th AGM of WBFBC Society is enclosed herewith for the favour of your perusal.

You are requested to make it convenient to attend the meeting.

Encl: As stated

Yours faithfully,

  
(D.Ray)

**Member Secretary**  
**WBFBC Society**

WEST BENGAL FOREST AND BIODIVERSITY  
CONSERVATION SOCIETY

# 6<sup>th</sup> Annual Meeting of General Body


---

## **Agenda Notes**

**Aranya Bhavan, Kolkata**

**Date- 14.12.2018**

# Annual Report 2017-18



## West Bengal Forest & Biodiversity Conservation Project (ID – P223)



### **Introduction**

Based on the Exchange of Notes between the Government of Japan and Government of India (GOI), Japan International Cooperation Agency (JICA) has extended a loan to implement the "West Bengal Forest and Biodiversity Conservation Project".

The Govt. of West Bengal vide its Resolution No. 1450-For/FR/O/G/6M-12/12, dated 28.06.2012, declared to form a Society, the West Bengal Forest & Biodiversity Conservation Society, under the administrative control of the West Bengal in the Department of Forests for the smooth implementation of WBFBC Project.

The objectives of the Society are:

- a) To improve Forest eco-system and to conserve biodiversity by undertaking afforestation, regeneration and wildlife management activities through Joint Venture Management approach, including institutional capacity development, thereby contributing to environmental conservation and harmonious socio-economic development of West Bengal.
- b) To strengthen the Joint Forest Management, to arrest land degradation and also to enhance the capacity of local people for higher income generation and thereby improving the livelihood of forest dwellers and other forest dependent communities.
- c) To adapt an integrated approach for forest and biodiversity conservation.
- d) To adapt an integrated approach to implement the objectives noted at a, b & c above.
- e) To highlight the necessity of the Institutional Capacity Development of the West Bengal Forest Development and of the Community Development Component in the Forest Sector of the State of West Bengal.

### **The Society**

The membership of the said Society consists of—

- i) All members of Governing Body of the Society.
- ii) All officers of Indian Forest Service in the rank of Addl. PCCF under the State Government.
- iii) All Invitee members who will be inducted by the Governing Body of the Society.

The members of the Governing Body of the Society and their designation are as follows:

<b><u>Sl. No.</u></b>	<b><u>Name</u></b>	<b><u>Designation</u></b>
(i)	Addl. Chief Secretary / Principal Secretary to Govt. of West Bengal, Department of Forests	Chairperson
(ii)	Principal Chief Conservator of Forests, Head of Forest Force, West Bengal	Member
(iii)	Principal Chief Conservator of Forests, Wildlife and Chief Wildlife Warden, West Bengal	Member
(iv)	Principal Chief Conservator of Forests, General, West Bengal	Member
(v)	Principal Chief Conservator of Forests, Research, Monitoring and Development	Member



(vi)	Representative of Finance Department, Government of West Bengal, not below the Rank of Joint Secretary, to be nominated by the Additional Chief Secretary/ Principal Secretary to the Government of West Bengal, Finance Department	Member
(vii)	Representative of Department of Forests, Government of West Bengal, not below the Rank of Joint Secretary, to be nominated by the Additional Chief Secretary/ Principal Secretary to the Government of West Bengal, Department of Forests	Member
(viii)	Managing Director West Bengal Forest Development Corporation Ltd.	Member
(ix)	Managing Director West Bengal Wasteland Development Corporation Ltd.	Member
(x)	Addl. Principal Chief Conservator of Forests, Human Resource Development, West Bengal	Member
(xi)	Addl. Principal Chief Conservator of Forests, Finance, West Bengal	Member
(xii)	Addl. Principal Chief Conservator of Forests, North Bengal	Member
(xiii)	Chief Project Director, West Bengal Forest and Biodiversity Conservation Project	Member-Secretary

The State Government, vide its no. 2623-For/G/6M-38/12 dated 21.12.2012, has adopted the resolution that the Society will establish the administrative, supervisory and monitoring mechanism in respect of WBFBC Project and will get the project implemented by the Project Management Unit (PMU) to be set up within the **Society and that** at the field level, **Divisional Management Units (DMUs)** and **Field Management Units (FMUs)** will be established under the Society.

According to the Rules and Bye overall responsibility of the Society lies on a Governing Body in which senior officials of Forest Department Laws of the Society, the of the Government of West Bengal are ex-officio members. The Governing Body (GB) headed by the Addl. Chief Secretary to the Govt. of West Bengal, will monitor the financial and physical targets to review the work of PMU and provide necessary assistance and direction from time to time.

The activities of the Society shall vest in a Project Management Unit (PMU) comprising personnel of Forest Department of the Government of West Bengal at different levels and headed by the Chief Project Director.

PMU shall function for the overall project coordination, procurement management, financial management including collating the expenditure statements from field offices and preparation and submission of reimbursement claims to JICA, monitoring and evaluation, and preparation of reports such as Quarterly Progress Reports (QPR) and Project Completion Report (PCR).

There shall also be Divisional Management Units (DMU) who will function under the guidance of PMU.

DMUs will implement the activities of the project in the Division and assist the PMU in planning, fund management, work progress monitoring and documentation at the field level. The DMUs will receive project fund from PMU for the execution of the works and disburse it to



project implementers such as FMUs/JFMCs/EDCs/SHGs/NGOs. The rules and the regulations of the West Bengal Forest Department and instructions issued by PMU from time to time will be followed by concerned officers heading DMU in execution of the works of the Project.

At the grass root level 175 Field Management Units (FMUs) have been set up to ensure project implementation at the Range level.

FMUs have been created within the office of Range Officer (RO). FMUs will have following major functions:

- 1) Execution of works
- 2) Technical support to JFMCs, EDCs and SHGs etc. at the village level. At the field level, concerned Division Management Units (DMUs) will monitor the functioning of FMUs.

### **The Project**

The objective of the West Bengal Forest and Biodiversity Conservation Project is to improve forest ecosystem, conserve biodiversity and improve livelihood means by undertaking afforestation, regeneration, wildlife management and income generation activities through Joint Forest Management approach, including institutional capacity development, thereby contributing to environmental conservation and harmonized socio-economic development of West Bengal.

The Loan Agreement was signed on 29<sup>th</sup> March 2012 between JICA and the Government of India. The Executing Agency on behalf of GOI is West Bengal Forest Department (WBFD), through the West Bengal Forest and Biodiversity Conservation Society.

The total project cost is Rs. 4060 million. Eligible (Reimbursable) Portion of the project is Rs. 3444.00 million and the Non-eligible (Non-reimbursable) Portion of the project is Rs. 617.00 million.

The Project is of 8 years duration, starting from 2012-13 to 2019-20 in consideration of capacities of stakeholders and time required to conduct activities in sustainable manners.

The project is divided into 3 phases; Preparatory Phase - 2 years (2012-13 to 2013-14), Implementation Phase - 4 Years (2014-15 to 2017-18) & Consolidation (Closing) Phase - 2 Years (2018-19 to 2019-20).

The Project would be implemented all over the State of West Bengal.

The activities to be undertaken in the Project have been put under the following components or Packages:

- Afforestation (Total 21,770ha)
- Biodiversity Conservation
- Community Development
- Institutional Capacity Development

All project activities at the village level will be undertaken in Joint Forest Management (JFM) mode. The 600 targeted FPCs/EDCs are to be selected in batches, based on the stipulated criteria. Services of local NGOs shall be sought to catalyze inputs of civil society for long term sustainability of the project activities.

### **Events**



- i. The Office of the Project Management Consultant Unit has started operating from its new office established at LB2, (Bldg No2) Sector-III, Salt lake w.e.f December, 2014.
- ii. The 12th meeting of the Governing Body of West Bengal Forest and Biodiversity Conservation Society was held on 14<sup>th</sup> December, 2017 at Aranya Bhawan.
- iii. The 5th meeting of the Annual General Meeting of West Bengal Forest and Biodiversity Conservation Society was held on 14<sup>th</sup> December, 2017 at Aranya Bhawan.

#### **Establishment of PMU, DMUs and FMUs**

The State Government, vide its no. 2623-For/G/6M-38/12 dated 21.12.2012, adopted the resolution that the West Bengal Forest and Biodiversity Conservation Society will establish the administrative, supervisory and monitoring mechanism in respect of WBFBC Project and will get the project implemented by the Project Management Unit (PMU) to be set up within the **Society and that** at the field level, **Divisional Management Units (DMUs) and Field Management Units (FMUs)** will be established under the Society.

36 DMUs have been established till date. 34 DMUs are participating in the Project activities.

179 FMUs including 4 FMUs of BTR (East) and BTR (West) have also been constituted in 36 DMUs till 31.03.2018. Since, BTR (East) and BTR (West) are not participating in the Project, actually 34 DMUs and 175 FMUs are involved in the Project.

#### **Consolidation of Legal System for Institutionalization of Society and PMU**

The Regulations and Byelaws of the Society have been duly framed.

The Operational Manual for the West Bengal Forest and Biodiversity Conservation Society has been prepared and approved by the Governing Body (GB) of the Society in its meeting held on 25.03.2013. Delegation of Financial Powers has also been approved by Governing Body of the Society.

Accounting Procedure for the Society has also been prepared and communicated to the DMUs.

#### **Deployment of Staff**

The G.O. for establishment of exclusive PMU for the Project has been issued vide No. 1162-For/G/6M-12/12 (Pt. I) dated 13.06.2014.

The Department of Forest, Govt. of W.B. issued orders for the appointment of five (5) officers to the PMU, as Chief Project Director, Project Director, Finance and Project Director, Monitoring & Evaluation, Addl. Project Director, Implementation and Addl. Project Director, Planning & Research.

All the above Officers have since joined the Society on deputation.

The orders for appointment of two (2) Joint Project Directors and one (1) Chief Accounts Officers are still awaited.

The Governing Body (GB) of West Bengal Forest and Biodiversity Conservation Society, in its meeting, held on 01.09.2013, had approved recruitment of personnel - 6 for the PMU and 81 for the DMUs under various categories - by the Society through Service Provider under the Provision "Support Staff of PMU and DMU" of the Chapter "Recruitment and Service Rules."



In addition the GB of the Society, in its meeting held on 01.09.2013, had approved engagement of retired personnel on contract basis for PMU.. The details of the staff working at the PMU and the mode of their engagement is tabulated below:

Sl. No.	Position	Mode of Engagement	Category under which expenses are to be met	Present position
1.	Chief Project Director	On Deputation	Non-reimbursable	Joined/posted since 01.07.2014
2.	Project Director, Finance	On Deputation	Non-reimbursable	Joined/posted since 01.07.2014
3.	Project Director, Monitoring & Evaluation	On Deputation	Non-reimbursable	Joined/posted since 01.07.2014
4.	Addl. Project Director, Implementation	On Deputation	Non-reimbursable	Joined/posted since 04.09.2014
5.	Addl. Project Director, Planning & Research	On Deputation	Non-reimbursable	Joined/posted since 19.09.2014
6.	Addl. Project Director, Co-ordination	Contractual Retired personnel	Non-reimbursable	Since November,2013
7.	Joint Project Director, Co-Ordination	Contractual Retired personnel	Non-Reimbursable	Since December,2014
8.	Forest Ranger	Contractual Retired personnel	Non-reimbursable	Since 28.10.2013
9.	Accountant-cum-Cashier	Contractual through Service Provider	Reimbursable	Joined on March,2014
10.	Accountant-cum-Cashier	Contractual through Service Provider	Reimbursable	Joined on July,2014
11.	Computer Operator-cum-Office Assistant	Contractual through Service Provider	Reimbursable	Joined on November,2014
12.	Computer Operator-cum-Office Assistant	Contractual through Service Provider	Reimbursable	Joined on November,2014
13.	Computer Operator-cum-Office Assistant	Contractual through Service Provider	Reimbursable	Joined on November,2014
14.	Computer Operator-cum-Office Assistant	Contractual through Service Provider	Reimbursable	Joined on November,2014
15.	Office Attendant	Contractual through Service Provider	Reimbursable	Joined on November,2014
16.	Office Attendant	Contractual through Service Provider	Reimbursable	Joined on November,2014
17.	Office Attendant	Contractual through Service Provider	Reimbursable	Joined on November,2014

The status of the deployment of contractual staff in different DMUs, Circle Office and PCCF Office upto 31.03.2018 is as follows:



Sl. No.	Category	2013-14	2014-15	2015-16	2016-17	2017-18	Cumulative Total	Remarks
1.	Accountant	1	15	4	3	2	25	Contractual through Service Provider
2.	Computer Operator cum Office Assistant	3	23	8	6	6	46	Including deployment in Circle Offices of Western, Central, South East, South West (4 nos.)
3.	Office Attendant	-	10	2	3	-	15	
4	MIS TEC CUM SYS ADM1	-	-	1	2	-	3	In the offices of CF, WP & GIS at Aranya Bhawan
5	Security Guard	-	1	-	-	1	2	In the PMU office
<b>Total</b>		<b>4</b>	<b>49</b>	<b>15</b>	<b>14</b>	<b>9</b>	<b>91</b>	

### **Preparation of Manuals**

Following Manuals/Guidelines/Books/Brochures have been prepared upto 31.03.2018

#### **Published in 2014-15**

1. Standard Management Manual/ Guidelines for PMU-Operation Manual
2. Manual of Accounting Procedure for PMU
3. Manual of Accounting Procedure for DMUs
4. Manual of Accounting Procedure for FMUs and FPCs/EDCs
5. Guidelines for Preparation of Micro-plan
6. Guidelines for Preparation of Forest Dwellers Development Plan
7. Nursery Techniques- Establishment of Infrastructure
8. Nursery Techniques- Production of QPM
9. Guidelines for Tree Plantation Outside Forest Areas
10. GPS usage guideline

#### **Published in 2015-16**

11. Nursery manual in Bengali
12. GPS handbook
13. TPOFA booklet

#### **Published in 2016-17**

14. Nursery Manual in English Language
15. Compost Preparation in Bengali Language
16. Compost Preparation in English Language
17. Compost Preparation in Nepali Language
18. Achievement at a Glance in English Language
19. GPS Hand Book in English Language
20. Swanirbhar Dal Gathan O Parichalana in Bengali Language
21. Manual on FPC Boundary Demarcation in English Language
22. Manual on Online Plantation Journal in English Language
23. Guide Line of TPOFA (Tree Plantation outside the Forest Area) in English Language.


### Published in 2017-18

24. Proceedings of 9th Annual JICA Workshop
25. Statistical Hand Book
26. Manual on Community Development in English Language
27. Swanirbhar Dal Gathan O Parichalana in Bengali Language
28. Guide Book on IGA (Income Generation Activities) in Bengali Language
29. Identification of NTFP Species
30. Nursery Parichalanar Sahaj Path in Bengali Language

### Afforestation

During 2017-18, creation of plantation have been undertaken over an area of 5485.00 ha. The model-wise break-up of plantations created in 2017 is as follows-

2017 Plantation Creation	
Model	Area (ha)
A1	-
A2	845.00
A3	1800.00
A4	2078.00
A5	305.00
A6	75.00
B1	377.00
B2	5.00
<b>Total</b>	<b>5485.00</b>



**2017 A2 (SAL) Plantation at Medinipur DMU**



### Production of Quality Planting Material

In the year 2017-18, 2.25 units of New Central Nurseries & 2.75 units of upgradation of existing Central Nurseries have been completed & production of QPM have been started at these units. Thus, under the project, targets of 24.75 units of New Central nurseries and for expansion of 15.25 units of existing Nurseries have already been established.



Activities	Particulars	Unit	Achievements 2014-15	Achievements 2015-16	Achievements 2016-17	Achievements 2016-17	Total achievement (upto 31.03.2018)
			Physical	Physical	Physical	Physical	Physical
Central Nursery	New	units	15.75	6.75	2.25	-	24.75
	Expansion	units	6.50	6.00	2.75	-	15.25





### **Preparation of Micro-plans**

The exercise for preparation of micro-plans is being carried out in the field. About 584 micro-plans have been finalized till 31.03.2018 with the help of NAEB Eastern Zone Branch located in Jadavpur University premises, about 16 nos. of Microplans have been scrutinized and documented.



**Training on microplan at Biratdihi-Degheria JFMC of Jhargram DMU**


### **Institutional Capacity Development**

#### **1. Socio-Economic Baseline Survey**

Work orders for conducting Socio-Economic Baseline Survey vide N.I.T No. WBFBCP/NIT-03 (e)/2015-16 has been assigned to NABCON, C-24, G Block Bandra Kurla Complex, Bandra (East), Mumbai-400051. They have submitted the draft Socio-economic baseline survey report over 309 JFMCs and which has been accepted. The final report will be submitted shortly.

#### **2. Forest Resource Baseline Survey**

The work for conducting Forest Resource Baseline Survey has been assigned to Forest Survey of India, Government of India. The memorandum of understanding was signed on 20th March, 2017. The Forest Survey of India has started preliminary work as per condition of the MOU to conduct the studies. Field level study in the field has also started after imparting proper training to the Frontline Staff for recording Baseline data in the Project JFMC area in the prescribed format.





## Seminar & Workshop

1. "Elephant-Human Conflict & Evaluation of Biodiversity Research Studies" was held at Conference hall, Aranya Bhawan on 15th June, 2017 at 10.30 A.M.
2. "Wildlife--Human Conflict & Evaluation of Biodiversity Research Studies" was held at Sinclair Hotel, Siliguri, on 20th June, 2017 at 10.30 A.M.
3. Workshop on Protocol & Methodology on Forest Resource Baseline Survey was held at Kharagpur and Medinipur from 10th-12th, November, 2017.





### **Construction of Administrative Buildings**

The civil construction of new building including electric installation at AE-391, Salt Lake, Kolkata has been completed.

Vertical extension of Aranya Bhawan, Salt Lake, Kolkata in two floors have been completed.

Construction work of administrative building at Siliguri has started.




**AE-391, Salt Lake, Kolkata**



During 2017-18, Civil Construction of New Buildings, as completed in all respect are shown hereunder in a tabular form.

Activities	Particulars	Unit	Achievements 2013-14	Achievements 2014-15	Achievements 2015-16	Achievements 2016-17	Achievements 2017-18	Total achievement (upto 31.03.2018)	
			Physical	Physical	Physical	Physical	Physical	Physical	Remarks
Construction of Building at AE-391		no.	-	-	1	-	-	1	Construction work completed
Other buildings	Group D quarters	no.	1	6	8	-	-	15	Target 15 nos.
	Group C quarters	no.	-	8	2	-	-	10	Target 10 nos.
	ROs quarters/ Range office	no.	-	1	2	2	-	5	Target 5 nos.
Expansion of existing Administrative Building Aranya Bhawan		1no.	-	-	-	2	-	2	2 floors part
Construction of Administrative Building at Siliguri		1					1		Work in progress

Civil works relating to vertical extension of Aranya Bhawan, Salt Lake, Kolkata in two floors have been completed by 2017-18. Now process for installation of 3 elevators is under process.



Staff Quarter at Hijli FMU under Kharagpur DMU



**Procurements:** Procurements made upto 2017-18 has been shown below in tabular form.

Activities	Particulars	Unit	Achievements 2013-14	Achievements 2014-15	Achievements 2015-16	Achievements 2016-17	Achievements 2017-18	Total achievement (upto 31.03.2018)
			Physical	Physical	Physical	Physical	Physical	Physical
Procurement	Vehicles- Mahindra Scorpio	nos.	-	10	-	14	-	24
	Vehicles- Maruti Suzuki Ertiga	nos.	-	2	-	-	-	2
	Vehicles- Tata LPT 407 EX 2- 34	nos.	-	-	-	1	-	1
	Hero Super Splendor motor- cycles	nos.	-	100	-	63	-	163
	Equipment- GPS	nos.	90	90	87	-	-	267
	Equipment- Camera	nos.	-	90	54	-	-	144
	Equipment- Computers	nos.	13	43	2	9	26	93
	Equipment- Printers	nos.	7	43	1	2	29	82
	Tally Software	nos.	25	12	-	-	-	37

#### **Trainings :**

Training Workshops (601 nos) for Frontline staff and FPC members have been organized for hands on experience on micro-plan preparation. About 2253 nos. of Frontline staff and 40,120 nos. of FPC members and other stakeholders have participated in these trainings upto 2017-18.

Also during this year, Hands on trainings have also been conducted by the MIS & GIS Expert of the PMC for the field staff of Western, Central, South East, South West, Northern, Wildlife North and Hill Circles.


Hands on trainings (30 nos. and 178 nos. Participants) on Accounting Procedure have also been conducted for the Heads of DMU (DFOs), Heads of FMUs (ROs) & Accountants/Computer Operators.



Hands on trainings (04 nos. and 46 nos. Participants) on Nursery Technique-Composting & Potting mixture have also been conducted for the Heads of FMUs (ROs), Dr/FRs & other front line staff in North & South Bengal.

Study Tours (2 nos.) to SAWC, South Africa where 19 nos. of officers were participated during 2017-18.

The Frontline Staff and FPC/EDC/SHG were sent to BRAIPRD, Kalyani for capacity building on SHG formation, microfinance & accounting from different DMUs in 2017-18.





## **Training at Southern African Wildlife College- South Africa**

### **First Batch**



### **Second Batch**





## Consultancy Services

### Selection and Appointment of Consultants

The Contract was signed in July, 2013, between West Bengal Forest and Biodiversity Conservation Society, having its office at Aranya Bhavan, LA 10A, Sector III, Salt Lake City, Kolkata 700 098, and consortium of Nippon Koei India Pvt. Ltd. (Lead Partner) having its corporate office at 12th Floor, B Wing, IFCI Tower, 61 Nehru Place, New Delhi 110019 and Nippon Koei Co., Ltd. having its registered office at 4, Kojimachi 5 Chome, Chiyoda Ku, Tokyo 102-0083, Japan.

JICA conveyed its concurrence for the selection of the PMC and the contracts for the services vide its memo no. JICA (ID) 25-523 dated July 26, 2013. The PMC commenced the services w.e.f. 01.08.2013. The following subject experts constitute the PMC.

The Project Management Consultants started working for the Project from 2013-14. In the year 2017-18, the PMC undertook the following activities when the members got mobilized as per the work schedule of the Project.

Sl. No.	Position	Name	Assigned Man-Month	Man Month Utilised upto 2016-17	Man Month Utilised in 17-18	Cumulative Total of Man Months Utilised upto 17-18	Activities
1	Team Leader & Afforestation Specialist	Johannes P. van Kooijk	26.00	15.85	1.47	17.32	Discuss review and complete draft nursery manual, discuss and respond to priority areas as recognized by PMU, field visit of areas for review and detect possible problems for improvements on out planting, water conservation work direct seedlings in South, Plains and Hills of the state etc.
2	Biodiversity Conservation Expert	Dr. S. Faizi	16.00	12.17	2.2	14.37	Preparing implementing and monitoring output of Research Activities on Biodiversity Conservation etc.implementing project interventions etc.



3	Community Development. & SHG Supporting Expert	Dr Manoj Kumar Pattanaik & Mr Girish Ch. Bharadwaj	32.00	12.60	5.06	17.66	Orientation of Field level stake holders in developing business plans and facilitation of implementation of microfinance activities etc.
4	Tree Plantation Outside Forest Expert	Visvarup Chakravarti	20.00	7.46	0.00	7.46	Creation of greeneries outside the state government forests with the help of peoples participation
5	Capacity Building Expert	Dr Raktima Mukhopadhyay & Sri Ranjan Mahapatra & Sri Ajay Rai	24.00	12.36	5.01	17.37	Assist in planning and organizing international training programmes as well as annual training programmes for PMU/DMU/JFMC/SHGs etc.
6	M & E Expert	Sanjay Verma & Dr. Joseph Varghese Viruthiyel & Dr.U.Halim	24.00	6.31	4.70	11.01	To assist PMU in designing, reviewing and devising a list of project performance indicators for monitoring and evaluation and developing methodologies for evaluation of each indicators etc.
7	GIS & MIS Expert	Mr Shalabh Prakash Bharadwaj & Dr. Nupoor Prasad	21.00	12.62	2.76	15.38	Spatial data generation, GIS database generation, purchase of H/W and S/W and advanced training in Geo-database building under GIS system etc.



### **Biodiversity Conservation Component**

The following Biodiversity Research topics have been undertaken under WBFBC Project. Selection was made on the basis of e-tender through QCBS method. The agreement with all the successful bidders have been executed and work order issued. A committee has been formed with PCCF, Wildlife and CWLW, West Bengal as Chairman to monitor the research work in consultation with Biodiversity Conservation Specialist of Project Management Consultant (PMC) of WBFBC Project. The research study is going on in the field.

<b>Research Topics</b>	<b>Allotted To</b>	<b>Present Status</b>
Ecology of Elephant in North Bengal	AARANYAK, Guwahati-781028, Assam, India	Inception report, 1st year study report, 1st & 2nd Qtr. report submitted
Ecology of Gaur in North Bengal	AARANYAK, Guwahati-781028, Assam, India	Inception report, 1st year study report, 1st & 2nd Qtr. report submitted
Ecology of Elephant in South Bengal	Salim Ali Centre for Ornithology and Natural History (SACON) P.O.: Coimbatore-641108, Tamil Nadu, India	Inception report, 1st year & 2nd Year Annual report submitted.
Ecology of Tiger in North Bengal	AARANYAK, Guwahati-781028, Assam, India	Inception report, 1st qtr. report submitted
Ecology of Leopard in North Bengal	AARANYAK, Guwahati-781028, Assam, India	Inception report, 1st qtr. report submitted
Impact of Habitat Management Practices in N.Ps and Sanctuaries	Nature Environment & Wildlife Society 10, Chowringhee Terrace Kolkata- 700020	Inception report, 1st qtr. half yearly report submitted

### **GIS & MIS**

#### **1. Generation of GIS database on Forest boundaries in West Bengal**

Joint Forest Management committee (JFMC), earlier termed Forest Protection Committee (FPC) is the basic unit of forest management in West Bengal. FPC's have long been formed and surveyed in field, the ancillary data per FPC has been recorded and reported for monitoring activities regularly. The MOD of WBFBCP clearly indicates that all the project activities to be undertaken in field shall be recorded in GIS, making it imperative to generate the GIS database of FPC boundaries in project area.

The generation of comprehensive GIS database on FPC boundaries will enable efficient management of ground activities related to project and will assist decision makers in analysis and visualization of project impact. Also, JFMC database will be used as founding stones for development of comprehensive Forest boundaries (Beat, Range and Division), which are not available in desired accuracy to state forest department.

After a series of workshops and field visits, a set of guidelines have been formed for the territorial staff for demarcation of JFMC (FPC) boundaries using GPS assisted survey. The demarcation of these boundaries is in its final stages now.



## 2. Raw GPS Data cleaning/ Editing

FPC boundary data from field collected via a GPS assisted survey by skilled project staff, rigorously trained in GPS handling and data collection. Despite of all field precautions, the GPS data can be often replete with human induced errors which may render the data unusable and inaccurate in absence of post-processing procedures. In absence of laboratory for post processing of GPS data, the field data (600 FPC's ) is being post-processed by hiring a competent external agency which is capable of cleaning the raw data in GPS output form (or as received from field) and editing it to add attribute data available in JFMC records in excel files.

### **Boundary Demarcation**

Project JFMCs boundaries of the Forest areas, have been demarcated with the help of GPS under MIS-GIS component of the project activities and the boundary demarcation work of the jointly managed forest area has been completed over 600 JFMCs by 31.03.2018

<b>Submission of GPX Files (Boundary Demarcation) As On 31.03.2018</b>					
<b>Sl. No.</b>	<b>Name of Circle</b>	<b>Name of DMU</b>	<b>No. of FPC</b>	<b>Submission of GPX Files</b>	<b>Pending GPX Files</b>
<b>1</b>	<b>2</b>	<b>3</b>	<b>4</b>	<b>5</b>	<b>6</b>
1	Western	Midnapur	73	73	0
2	Western	Kharagpur	26	26	0
3	Western	Rupnarayan	52	52	0
4	Western	Jhargram	28	28	0
	<b>Total Circle</b>		<b>179</b>	<b>179</b>	<b>0</b>
5	Central	Bankura (N)	59	59	0
6	Central	Bankura (S)	51	51	0
7	Central	Panchet	50	50	0
	<b>Total Circle</b>		<b>160</b>	<b>160</b>	<b>0</b>
8	South-West	Kangsabati (N)	30	30	0
9	South-West	Kangsabati (S)	33	33	0
10	South-West	Purulia	35	35	0
	<b>Total Circle</b>		<b>98</b>	<b>98</b>	<b>0</b>
11	South-East	Birbhum	14	14	0
12	South-East	Burdwan	31	31	0
13	South-East	Durgapur	10	10	0
	<b>Total Circle</b>		<b>55</b>	<b>55</b>	<b>0</b>
14	Northern	Baikunthapur	23	23	0
15	Northern	Coochbehar	3	3	0
16	Northern	Jalpaiguri	25	25	0
	<b>Total Circle</b>		<b>51</b>	<b>51</b>	<b>51</b>
17	Hill	Darjeeling	3	3	0
18	Hill	Kurseong	16	16	16
	<b>Total Circle</b>		<b>19</b>	<b>19</b>	<b>16</b>
19	Wildlife (N)	Wild Life I	6	6	0
21	Wildlife (N)	Wild Life II	7	7	0
22	Wildlife (N)	Wild Life III	25	25	0
	<b>Total Circle</b>		<b>38</b>	<b>38</b>	<b>0</b>
	<b>Grand Total Circle</b>		<b>600</b>	<b>423</b>	<b>177</b>



### 3. Baseline survey of Forest

The baseline survey to be conducted for establishment of the benchmark in the project is being done by Forest survey of India (FSI). This survey is designed to generate estimates for the project districts (not JFMC-wise). As requested by FSI, the JFMC boundaries collected in field are being provided to them only after cleaning/editing with defined attributes required for the survey.

### 4. Mauza level Data Preparation (TOR)

The generated GIS database under WBFBCP will be utilized for generation of a comprehensive spatial database of forest resources for entire project area to assist in strategic planning, monitoring, evaluation and impact assessment of the project. As the data assimilation for JFMC boundaries is in process by the territorial forest divisions, generation of comprehensive GIS database is being done in a phased manner.

The generation of Land records (plot level) data per JFMC has been initiated in collaboration with Fisheries Mapping Project, a part of State Fisheries Department, West Bengal. Forest division of Burdwan has been taken up as the pilot division for the same.

### 5. E Plantation journal

#### **Status: Fully functional with restricted access for JICA related plantations**

E Plantation journal is an online MIS system supporting a comprehensive databank of Plantation Journals. E plantation journal allows for input of plantation through a user-friendly GUI, retrieves the Plantation Journals quickly apart from enabling online data analysis and report generation. To reduce the common errors during data entry and to guide the operators, inter-linked Master Data set of location, land schedule, models of plantation, species, central nursery locations, soil and moisture conservation works, soil data, etc. have been compiled and interlinked.

The application expansion is expected to incorporate plantation journals of many other schemes like state plan, Namami-Gange etc which requires slight modifications in basic database structure and strengthening of master datasets.

Application Support and Backup for the application is elaborated below:

- Database Backup Application includes a *Daily backup plan* wherein every day the database is synced from Cloud to local server. Also, every *two days*, whole application content is synced to local MAC server by visiting Support Executive Innova (contracted MIS Company) in order to backup the heavy content like regularly uploaded photographs and kml files. Additionally, the complete local server backup is synced to Cloud & Local Hard drive in *continuous mode*. For documentation and reporting purposes, a monthly backup DVD is submitted to PMU containing database & with other files.
- Application Support by Innova's tech-support team handles the technical queries related to entry/updation of plantation journals from PMU & DMUs and application & database modifications for FMIS as well as training sessions & workshops on data entry/updation in FMIS are conducted at PMU and DMUs as and when required.



### Utilisation of Grants

#### **Utilisation of grants during 2017-18**

The Society has received Rs 0.2749 Crores as Grants-in-Aid during the year 2017-18.

Funds to the tune of Rs 54.22 Crores were released to DMUs during the FY 2017-18 for implementation of the project activities such as establishment of central nurseries, microplanning, afforestation and construction of staff quarters.

Utilisation of grants to the tune of 58.39 Crores (Audited Figure) consisting of reimbursable and non- reimbursable parts and Non-fund grants have been done during 2017-18.

The Total utilisation under the project stands as follows:-

Sl.No.	Period	Category	Utilisation (Rs in Crores)
1	2017-18.	Grants -in -Aid (Reimbursable)	50.6681
2		Non-Fund grant (Reimbursable)	0.2749
3		Non-reimbursable	7.4446
4		Total utilisation	58.3876

**Reimbursement claim settled upto 2017-18.....Rs 47.4451 Crores**

**Reimbursement claim made upto 2017-18.....Rs 50.9430 Crores**

### Utilisation of Grants

The Society received Grants-in Aid of Rs. 1.3525 crores in 2012-13, Rs. 55.08 crores during the year 2013-14 , Rs. 91.41 crores in 15-16 and **Rs.65.00 Crores during the year 2016-17** respectively. No Grants-in-Aid received during 2017-18.

**During the FY 2017.18, Rs.58.3876 crores (Including Non grant fund of 0.2749 Crores) was utilized for implementation of the Project Activities.**

**Re-imbursement claim settled upto 31.03.2018 is Rs. 137.5762 crores (cumulative since the beginning of the project).**



Details of utilization of Reimbursable and Non-reimbursable grants are depicted at the bottom of Progressive achievement table.

Items	Particulars	Unit	Achievements 2012-13	Achievements 2013-14	Achievements 2014-15	Achievements 2015-16	Achievements 2016-17 (upto 31.03.2017)	Achievements 2017-18 (upto 31.03.2018)	Total Achievement (upto 31.03.2018)	
			Financial	Financial	Financial	Financial	Financial	Financial	Financial	Remarks
Utilisation of Grants	Reimbursable	Rs. Lakhs	-	198.87	1,702.96	3,889.31	4,046.46	5,066.81	14,904.41	
	Reimbursable Non-Grant Fund	Rs. Lakhs	-	-	121.79	78.84	80.32	27.49	308.44	
	<b>Total Reimbursable</b>	<b>Rs. Lakhs</b>		<b>198.87</b>	<b>1,824.75</b>	<b>3,968.15</b>	<b>4,126.78</b>	<b>5,094.30</b>	<b>15,212.85</b>	
	Non-reimbursable	Rs. Lakhs	-	56.63	295.50	463.80	601.90	744.46	2162.29	
	<b>Total Utilisation of Grants</b>	<b>Rs. Lakhs</b>	-	<b>255.50</b>	<b>2,120.25</b>	<b>4,431.95</b>	<b>4,728.68</b>	<b>5,838.79</b>	<b>17,375.14</b>	
Re-imbursements	Reimbursable	Rs. Lakhs	-	176.90	1,320.37	3,335.70	3,899.19	4,717.02	13,449.18	
	Reimbursable Non-Grant Fund	Rs. Lakhs	-	-	121.79	78.84	80.31	27.49	308.44	
	<b>Total</b>	<b>Rs. Lakhs</b>	-	<b>176.90</b>	<b>1,442.16</b>	<b>3,414.54</b>	<b>3,979.51</b>	<b>4,744.51</b>	<b>13,757.62</b>	



**Progressive Statement of Achievements (Status Report upto 31.03.2018)**

Activities	Particulars	Unit	Achievements 2012-13	Achievements 2013-14	Achievements 2014-15	Achievements 2015-16	Achievements 2016-17	Achievements 2017-18 (upto 31.03.2018)	Total achievement (upto 31.03.2018)
			Physical	Physical	Physical	Physical	Physical	Physical	
Establishment of PMU & Institutionalisation of Society									
Establishment of PMU		no.	-	-	1	-	-	-	1
Establishment of DMUs		no.	-	32	4	-	-	-	36
Establishment of FMUs		no.	-	63	79	27	5	1	175
Posting of Officers on Deputation to the Society of PMU		no.	-	-	5	-	-	-	5
Deployment of "Support Staff" to PMU and DMU	At PMU	no.	-	1	10	-	3	1	15
	Circle Office		-	-	-	5	4	2	11
	At DMUs	no.	-	3	39	10	7	6	65
Preparation of Manuals	Manuals/Guidelines.	no.	-	-	10	3	12	4	29



Afforestation										
Afforestation	A1	ha.								
	A2	ha.			141.50	166.00	143.00	-	450.50	
	A3	ha.			176.00	406.00	365.00	845.00	1,792.00	
	A4	ha.			257.00	1,643.00	1,891.00	1,800.00	5,591.00	
	A5	ha.			1,129.00	2,923.00	2,300.00	2,078.00	8,430.00	
	A6	ha.			30.00	160.00	362.00	305.00	857.00	
	B1	ha.			20.00	110.00	135.00	75.00	340.00	
	B2	ha.			119.15	310.50	409.00	377.00	1,215.65	
	Total	ha.			45.28	19.00	31.00	5.00	100.28	
					1,917.93	5,737.50	5,636.00	5,485.00	18,776.43	
Central Nursery	New	units			15.75	6.75	2.25	-	24.75	
	Expansion	units			6.50	6.00	2.75	-	15.25	
Institutional Capacity Development										
Preparation of Micro-plans		no.			185	345	52	-	582	
Baseline Survey	Survey of Forest Resources	no.			-	-	-	600	600	FSI started work over 600 JFMCs-in Progress.
	Socio-economic Survey	no.			-	-	-	308	308	Draft Report over 309



Construction of Building at AE-391		no.	-	-	-	-	-	-	-	-	1	JFMCS submitted.
	Group D quarters	no.	-	1	6	1	-	-	-	-	15	Construction work completed
	Group C quarters	no.	-	-	8	2	-	-	-	-	10	Target 15 nos.
	ROS quarters/Range office	no.	-	-	1	2	2	2	-	-	5	Target 5 nos.
Expansion of existing Administrative Building		no.	-	-	-	-	2	-	-	-	2	2 floors part
Trainings & Capacity building	Micro-plan preparation	no.	-	23	162	416	-	-	-	-	601	No. of Trainings
		no. of Participants	-	419	854	980	-	-	-	-	2,253	Frontline staff
		no. of Participants	-	10,000	14,300	15,820	-	-	-	-	40,120	FPC members
	Usage of GPS	no.	-	4	27	34	14	-	-	-	79	No. of Trainings
Accounting Procedure		no. of Participants	-	100	582	654	103	-	-	-	1,439	Frontline staff
		nos.	-	-	31	24	28	30	113	No. of Trainings		



	no. of Participants	-	-	247	600	320	178	1,345	Head of DMUS, Head of FMUs & Support Staff
Tree Plantation Outside Forest Area (TPOFA)	nos.	-	-	14	73	-	-	87	No. of Trainings
	no. of Participants	-	-	443	472	-	-	915	Frontline staff & Beneficiaries
Nursery Techniques	nos.	-	-	4	24	3	4	35	nos.
Package 2 for Middle and Junior officers in Indian Institutes Short term training (10-15 days)	no. of Participants	-	-	113	566	134	46	859	Head of DMUS, Head of FMUs & Frontline Staff
Package 3 for Jr. officers, FR and Front Line Staff (inhouse or Indian Institutes)	no. of Participants	-	-	101	46	23	-	170	
Frontline Staff and FPC/EDC/SHG Microfinance & Accounting	no. of Participants	-	-	-	110	23	-	133	
Study Tours	nos.	-	-	-	6,800	292	213	7,305	BRAIPRD, Kalyani and at Different DMUs
		-	2	-	2	3	2	9	nos.

Procurement		no. of Participants	-	30	-	35	32	19	116	Officers & frontline staff
	MIS	nos.	-	-	-	7	-	11	18	nos.
		no. of Participants	-	-	-	128	-	40	168	Officers & frontline staff
	Community Development	nos.	-	-	-	103	46	5	154	nos.
		no. of Participants	-	-	-	6,780	309	256	7,345	Officers & frontline staff
	Workshop/Seminar	nos.	-	-	6	4	3	4	17	nos.
		no. of Participants	-	-	195	154	155	104	608	
	Vehicles- Mahindra Scorpio	nos.	-	-	10	-	14	-	24	Distributed to 22 DMUs and 2 in PMU
	Vehicles- Maruti Suzuki Ertiga	nos.	-	-	2	-	-	-	2	At HQ
	Vehicles- Tata LPT 407 EX 2-34	nos.	-	-	-	-	1	-	1	Converted to Airbat
Equipment-GPS	Hero Super Splendor motor-cycles	nos.	-	-	100	-	63	-	163	Distributed to 80 FMUs in 30 DMUs & 2 Training Centres and SBR
		nos.	-	90	90	87	-	-	267	



Equipment- Camera	nos.	-	-	90	54	-	-	144	
Equipment- Computers	nos.	-	13	43	2	9	26	93	
Equipment- Printers	nos.	-	7	43	1	2	29	82	
Tally Software	nos.	-	25	12	-	-	-	37	

**Biodiversity Conservation**

Improvement of Wildlife Habitat in Protected Areas	Grass land Plantation in Plains	ha.	-	-	0.00	100.00	100.00	105.00	305.00	Target Completed
	Fodder tree plantation after bamboo removal in the hills	ha.	-	-	0.00	5.00	25.00	0.00	30.00	
Studies	Studies	nos.	-	-	-	2	4	-	6.00	Work in Progress
Equipment	Nylon Net	Sq. m.	-	-	500	-	-	-	500.00	
	Searchlights	nos.	-	-	25	-	-	-	25.00	
	Field gear	nos.	-	-	175	50	-	-	225.00	
	Protective Gear	nos.	-	-	-	-	50	-	50.00	
	Trap Cages	nos.	-	-	-	-	-	15	15.00	
	Speed Boat	nos.	-	-	-	-	2	-	2.00	

Utilisation of Grants										
Items	Particulars	Unit	Achievements 2012-13	Achievements 2013-14	Achievements 2014-15	Achievements 2015-16	Achievements 2016-17 (upto 31.03.2017)	Achievements 2017-18 (upto 31.03.2018)	Total achievement (upto 31.03.2018)	Remarks
Utilisation of Grants	Reimbursible	Rs. Lakhs	Financial	Financial	Financial	Financial	Financial	Financial	Financial	
	Reimbursible Non-Grant Fund	Rs. Lakhs	-	198.87	1,702.96	3,889.31	4,046.46	5,066.81	14,904.41	
	Total Reimbursible	Rs. Lakhs	-	-	121.79	78.84	80.32	27.49	308.44	
	Non-reimbursible	Rs. Lakhs	-	198.87	1,824.75	3,968.15	4,126.78	5,094.30	15,212.85	
	Total Utilisation Grants	Rs. Lakhs	-	56.63	295.50	463.80	601.90	744.46	2,162.29	
Re-imbursements	Reimbursible	Rs. Lakhs	-	255.50	2,120.25	4,431.95	4,728.68	5,838.76	17,375.14	
	Reimbursible Non-Grant Fund	Rs. Lakhs	-	176.90	1,320.37	3,335.70	3,899.19	4,717.02	13,449.18	
	Total	Rs. Lakhs	-	-	121.79	78.84	80.32	27.49	308.44	
			-	176.90	1,442.16	3,414.54	3,979.51	4,744.51	13,757.62	





www.omkandco.com

A.O.  
Pl. do the needful  
05.10.18

**om kejriwal & co**  
Chartered Accountants

Date:- 05/10/18

To  
Chief Project Director  
West Bengal Forest and Biodiversity Conversation Project  
LB-2, Sector-III (W.B. Milk Federation Society Building), 2<sup>nd</sup> Floor  
Salt Lake, Kolkata-700106

Sub: Submission of Statutory Audit Report for April 2017- March 2018

Sir,

This is to inform you that we are hereby submitting the Statutory Audit of West Bengal Forest and Biodiversity Conversation Project conducted for the period for April 17 to March 2018.

For O. M. Kejriwal & Co.  
Chartered Accountants

*Parimal Kumar De*

Parimal Kumar De  
Partner  
(Mem no:-003115)

Date:- 05/10/18



5672  
4-1(1)  
05.10.2018

Kolkata : BH 175, Salt Lake City | Kolkata - 700 091 | India  
☎ 033-4005 4272 ☎ 033 4005 4272 ✉ parimalde@omkandco.com  
H.O. ; A 17/10, Surya Nagar, Nilagiri Niwas, (Near S. P. Vigilance Office)  
Bhubaneswar - 751 003, Orissa, India

Branches : New Delhi | Bhubaneswar | Guwahati | Raipur | Rourkela | Bolangir | Beharampur



**INDEPENDENT AUDITORS' REPORT**

**The Governing Body**


**West Bengal Forest and Biodiversity Conservation Society  
Kolkata**

**Report on the Financial Statements**

We have audited the financial statements of **West Bengal Forest and Biodiversity Conservation Society (WBFBCS)** for the financial Year 2017-2018, which comprise the Balance Sheet as at 31<sup>st</sup> March 2018, the Statement of Income & Expenditure for the year ended 31<sup>st</sup> March 2018 and the Receipt and Payments Accounts for the year then ended, and a summary of significant accounting policies and other explanatory information.

**Management's Responsibility for the Financial Statements**

Management is responsible for the preparation of these financial statements that give a true and fair view of these financial position & financial performance of the Society in accordance with the Accounting Manual which state that "The accounting principles to be followed by WBFBCS shall broadly be in conformity with the West Bengal Financial Rules (WBFR), unless otherwise specified in the Operational Manual (OM)" and Accounting Standards prescribed by The Institute of Chartered Accountants of India.



Kolkata : BH 175, Salt Lake City | Kolkata - 700 091 | India  
☎ 033-4005 4272 ☎ : 033 4005 4272 ✉: parimalde@omkandco.com  
H.O. ; A 17/10, Surya Nagar, Nilagiri Niwas, (Near S. P. Vigilance Office)  
Bhubaneswar - 751 003, Orissa, India

Branches : New Delhi | Bhubaneswar | Guwahati | Raipur | Rourkela | Bolangir | Beharampur





This responsibility also includes the maintenance of adequate accounting records and for preventing and detecting the frauds and other irregularities; selection and application of appropriate accounting policies; making judgments and estimates that are reasonable and prudent; and design, implementation and maintenance of adequate internal financial control, that were operating effectively for ensuring the accuracy and completeness of the accounting records, relevant to the preparation and presentation of the financial statements that give a true and fair view and are free from material misstatement, whether due to fraud or error.

#### **Auditor's Responsibility**

Our responsibility is to express an opinion on these financial statements based on our audit.

We conducted our audit in accordance with the Standards on Auditing issued by The Institute of Chartered Accountants of India. Those Standards require that we comply with ethical requirements and plan perform the audit to obtain reasonable assurance about whether the financial statements are free from material misstatement.

An audit involves performing procedures to obtain audit evidence about the amounts and disclosures in the financial statements. The procedures selected depend on the auditor's judgment, including the assessment of the risks of material misstatement of the financial statements, whether due to fraud or error. In making those risk assessments, the auditor considers internal financial control relevant to the Society preparation of the financial statements that give true and fair view, in order to design audit procedures that are appropriate in the circumstances. An audit also includes evaluating the appropriateness of accounting policies used and the reasonableness as well as evaluating the overall presentation of the financial statements.

We believe that the audit evidence we have obtained is sufficient and appropriate to provide a basis for our audit opinion on the financial statements.





### Opinion

In our opinion and to the best of our information and according to the explanations given to us, the financial statements give the information required by the Act in the manner so required and give a true and fair view in conformity with the accounting principles generally accepted in India:

- In the case of the Balance Sheet, of the State of affairs of the Society as at 31<sup>st</sup> March 2018;
- In the case of the Statement of Income and Expenditure, of the surplus for the year ended on 31<sup>st</sup> March 2018; and
- In the case of the Receipts and Payments Account for the period 1<sup>st</sup> April 2017 to 31<sup>st</sup> March 2018.

### **We report that:**

We have obtained all the information and explanations which to the best of our knowledge and belief were necessary for the purpose of our audit:

In our opinion proper books of account as required by law have been kept by the Society so far as appears from our examination of those books:



Kolkata : BH 175, Salt Lake City | Kolkata - 700 091 | India  
☎ 033-4005 4272 ☎ : 033 4005 4272 ✉ : parimalde@omkandco.com  
H.O. : A 17/10, Surya Nagar, Nilagiri Niwas, (Near S. P. Vigilance Office)  
Bhubaneswar - 751 003, Orissa, India

Branches : New Delhi | Bhubaneswar | Guwahati | Raipur | Rourkela | Bolangir | Beharampur





www.omkandco.com

# om kejriwal & co

Chartered Accountants

The Balance Sheet, Statement of Income and Expenditure and Receipts and payment Account dealt with by this Report is in agreement with the books of account and with the returns received from DMU's.

In our opinion, the Balance Sheet & Statement of Income and Expenditure Account comply with the Accounting Standards published by ICAI.

For Om Kejriwal & Co

Place: Kolkata

Date: 4<sup>th</sup> October 2018

Chartered Accountants

*Parimal Kumar De*

Parimal Kumar De

Partner

FRN No: 314144E

Membership No: 003115



Kolkata : BH 175, Salt Lake City | Kolkata - 700 091 | India  
☎ 033-4005 4272 ☎ : 033 4005 4272 ✉: parimalde@omkandco.com  
H.O. : A 17/10, Surya Nagar, Nilagiri Niwas, (Near S. P. Vigilance Office)  
Bhubaneswar - 751 003, Orissa, India

Branches : New Delhi | Bhubaneswar | Guwahati | Raipur | Rourkela | Bolangir | Beharampur

### Notes on Accounts

#### General information and objective

#### **West Bengal Forest & Biodiversity Conversation Society (The Society)**

has established under the WB Societies Registration Act 1961 dated 19<sup>th</sup> July 2012, vide registration no. S/IL/93991/2012-2013.

#### Significant Accounting Policies

- Based on the objectives of the Society, the funds received are reflected in the accounts as Capital contribution on as cash basis;
- As per the directives contained in the Bye Laws of the Society the funds pending disbursement shall be kept in an appropriate scheme so as to maximize returns on the idle balance. It is also noted that interest earned on bank deposits shall be retained by the Society and utilized for the implementation of the Project as per guidelines of the scheme. Accordingly, it has been decided that interest on bank deposits shall be recorded on a cash basis and it shall form part of capital fund.
- Expenditure to be incurred on acquisition of capital assets as well as on creation of the same shall be reflected in the accounts as fixed Assets. Recurring expenditure shall be treated so and reflected in the Statement of Expenditure and in the Balance Sheet. The Society had decided to show their expenditure on Fixed Assets in the Income and Expenditure Account. However, the Fixed Assets register is being maintained in the relevant format.

#### **Recommendation:**

In order to make internal controls more effective and meaningful, it is recommended that the process of Internal Audit be done on a concurrent basis.





## Annexure to Audit Report

- The Society maintains its Accounts in Tally as approved by the Governing Body.
- The Society is required to maintain the following Books of Accounts and subsidiary books.

Books of Accounts	Status
Cash Book- Imprest	Maintain in Tally
Bank Book & BRS	Maintain in Tally with bank statement
Journal Book	Maintain in Tally
General Book	Maintain in Tally
Grants Ledger	Needs to be modified to be commensurate with the nature of work

Subsidiary Book	Status
Register of Drafts/ Cheques received	Not applicable but maintained
Register of Fixed Deposits	Not applicable but maintained
Stock Register of Cheque Books	Yes maintained
Register of outgoing Cheques	Yes maintained
Stock Register of Money receipt Books	Yes maintained
Register Of Misc. Advances	NA
Salary Register	Yes maintained
Tax Deducted at Source Register	Yes maintained
Fixed Assets Register	Being complied & maintaining
Stock & Store Register	Maintained by PMU, not required in DMU
Any other register that may be found necessary	NA

For O. M. Kejriwal & Co  
Chartered Accountants

*Parimal Kumar De*


Parimal Kumar De (Partner)

Membership NO: 003115

FRN NO: 314144E

*Chowdhury*  
Project Director, Finance

*Day*  
Secretary, WBFBC Society Chairperson



WB Forest & Biodiversity Conservation Society						
Aranya Bhawan Block LA 10A Sector III Salt Lake City Kolkata- 700098						
Balance Sheet						
As at 31.03.2018						
Liabilities	NOTE	31/03/2018	31/03/2017	Assets	NOTE	31/03/2018
Capital Account		57,90,39,178.65	1,11,12,02,142.80	Current Assets	18	62,18,78,384.84
Reserves & Surplus (Retained Earnings)		15,72,85,304.65	10,83,20,459.80			1,16,48,01,374.65
Reserve Fund		42,17,53,874.00	1,00,28,81,683.00			
Add: Excess of income over Expenditure		3,90,70,988.19	4,89,64,844.85			
Capital Account		61,81,10,166.84	1,16,01,66,987.65			
Current Liabilities	17	37,68,218.00	46,34,387.00			
Total		62,18,78,384.84	1,16,48,01,374.65	Total		62,18,78,384.84
						1,16,48,01,374.65





For Om Kejriwal & Co

Chartered Accountants

*Parimal Kumar De*

Parimal Kumar De (Partner)  
Membership NO: 003115  
FRN NO: 314144E

*Kohli*

Project Director, Finance

*[Signature]*

Secretary, WBFBC Society

Chairperson, WBFBC Society



WB Forest & Biodiversity Conservation Society						
Aranya Bhawan Block LA 10A Sector III Salt Lake City Kolkata- 700098						
Income & Expenditure Statement						
1-Apr-2017 to 31-Mar-2018						
EXPENDITURE	NOTE	31-03-2018	31-03-2017	INCOME	NOTE	31-03-2017
REIMBURSABLE EXPENSES (Expenses Direct)	13	50,66,81,342.88	40,46,46,144.33	Indirect Incomes (Income Indirect)	16	52,18,32,893.47
NON REIMBURSABLE EXPENSES (Expenses Indirect)	14	7,44,46,465.97	6,01,90,061.29			
EXPENDITURE ON CONSULTANCY (THRU LETTER OF CREDIT)	15	27,49,092.00	80,31,843.00			
Excess of Income over Expenditure		3,90,70,988.19	4,89,64,844.85			
Total		62,29,47,889.04	52,18,32,893.47	Total		52,18,32,893.47





For Om Kejriwal & Co

Chartered Accountants

*Primal Kumar De*

Primal Kumar De (Partner)

Membership NO: 003115

FRN NO: 314144E

*P. Chandra*

Project Director, Finance

*[Signature]*

Secretary, WBFBC Society

Chairperson, WBFBC Society



WB Forest & Biodiversity Conservation Society							
Aranya Bhawan Block LA 10A Sector III, Salt Lake City, Kolkata- 700106							
Receipts and Payments Account							
As on 31st March 2018							
Receipts	Note	31-03-2018	31-03-2017	Payments	Note	31-03-2018	31-03-2017
Cash & Bank Opening Balance		1,11,75,07,549.03	88,78,35,082.56	Deposits & Taxes paid	7	97,87,765.00	89,57,111.00
Grant Receipts	1	6,42,000.00	65,11,59,000.00	Advances to DMU, TDS and	8	51,45,39,246.00	37,93,79,620.00
Duties and Taxes Collected	2	89,21,596.00	99,26,402.00	Reimbursable Expenses	9	50,76,64,788.90	40,73,71,823.33
Advances Recovered	3	50,89,08,980.02	37,84,01,646.62	Non Reimbursable Expenses	10	7,44,28,274.27	6,02,34,497.69
Reimbursable Expenses (Expenses Direct)	4	2,96,455.00	15,66,679.00	Indirect Incomes (Income Indirect)	11	8,05,691.00	69,589.89
Non Reimbursable Expenses (Expenses Indirect)	5	26,799.30	44,436.40	Cash & Bank Closing Balance	12	56,21,62,204.24	1,11,75,07,549.03
Interest and Other Income	6	3,30,84,590.04	4,45,86,944.36				
TOTAL		1,66,93,87,969.39	1,97,35,20,190.94	TOTAL		1,66,93,87,969.41	1,97,35,20,190.94





For Om Kejriwal & Co

Chartered Accountants

*Parimal Kumar De.*

Parimal Kumar De (Partner)

Membership NO: 003115

FRN NO: 314144E

*K. De.*

Project Director, Finance

*[Signature]*

Secretary, WBFBC Society

Chairperson, WBFBC Society



## Notes to Annual Financial Statement

### Grants in Aid

1

6,42,000.00

Grants From Other Sources

State Government

6,42,000.00

Normal

SCP

TSP

### Current Liabilities

2

89,21,596.00

Duties & Taxes

Cess & Other Taxes

81,07,967.00

GIS

56,262.00

GPF(R)

6,240.00

GPF(S)

69,000.00

Professional Tax Agst Salaries

26,52,000.00

STDS (VAT Deduction

11,400.00

STDS (VAT Deduction - @ 3%

70,255.00

STDS (VAT Deduction - @ 5%

49,568.00

TDS (Income Tax

20,687.00

TDS U/s 192- Agst Salaries

52,42,810.00

TDS U/s 194 C-Agst Company @ 2%

22,47,600.00

TDS U/s 194 C- Agst Non Co. @ 1%

1,38,393.00

TDS U/s 194 I- Agst Rent @ 10%

87,568.00

TDS U/s 194 J -Agst Professional Fees @ 10%

1,55,794.00

Deposits (Current Liabilities

26,13,455.00

Earnest Money Deposit

8,13,629.00

Security Deposit

2,47,132.00

5,66,497.00





## Current Assets

3

50,89,08,980.02

Loans & Advances (Asset	50,89,08,980.02
Interest Received at DMU	34,010.00
Advances to DMU/FMU/FPC	50,88,74,970.02
Advances to Baikunthapur	1,06,07,593.05
Advances to Bankura North	3,98,43,348.96
Advances to Bankura South	3,53,67,051.80
Advances to Birbhum	71,51,909.32
Advances to Burdwan	1,91,14,799.50
Advances to Coochbehar	37,95,568.40
Advances to Darjeeling	16,88,917.57
Advances to Durgapur	61,52,584.85
Advances to Howrah Social Forestry	21,43,492.00
Advances to Jalpaiguri	1,95,38,434.00
Advances to Jalpaiguri Social Forestry	57,68,752.20
Advances to Jhargram	2,38,64,999.00
Advances to Kangsabati North	1,49,60,822.00
Advances to Kangsabati South	1,42,36,331.22
Advances to Kharagpur	3,59,16,468.50
Advances to Kurseong	70,13,500.20
Advances to Malda	55,30,515.00
Advances to Medinipur	6,63,00,768.86
Advances to Monitoring North	4,29,748.86
Advances to Monitoring South	24,26,441.75
Advances to Nadia - Murshidabad	37,57,264.75
Advances to Panchet	4,77,59,193.27
Advances to Purulia	2,26,57,451.80
Advances to Purulia Extension	29,53,953.00
Advances to Raiganj	1,33,53,114.20
Advances to Rupnarayan	5,00,59,001.17
Advances to Siliguri Social Forestry	96,37,374.45
Advances to Silviculture Hills	12,96,797.70
Advances to Silviculture North	3,35,787.00
Advances to Silviculture South	14,53,855.75
Advances to Sundarban Tiger Reserve	93,92,925.00
Advances to Wildlife HQ	19,93,752.00
Advances to Wildlife - I	20,63,153.47
Advances to Wildlife - II	43,60,799.02
Advances to Wildlife - III	1,59,48,500.40



<b><u>REIMBURSABLE EXPENSES (Expenses Direct)</u></b>	<b>4</b>	<b><u>2,96,455.00</u></b>
Procurement/Construction (R)		
Afforestation and Allied Works (R.10)		2,96,455.00
Plantation of Quick Growing Small Timber, Fuel & Fodder Species (R.1A3)		2,58,205.00
Plantation of QGS Timber, Fuel & Fodder Species Creation (R.1A3.02)		1,48,633.00
Quick Growing Small Timber, Fuel & Fodder Species Creation Labour (R.1A3.02.LB)		1,48,633.00
Plantation of Sal and Associates in South West Bengal (R.1A2)		54,240.00
Plantation of Sal and Associates in South West Bengal Creation (R.1A2.02)		
Plantation of Sal and Associates in South West Bengal Creation Labour (R.1A2.02.LB)		54,240.00
Soil & Moisture Conservation (R.1C)		900.00
Soil & Moisture Conservn. in A4 Treatment (R.1C4)		900.00
Strip Pltn on Roadside/canalside/railwayside (R.1B1)		54,432.00
Strip Pltn on Roadside/canalside/railwayside Creation (R.1B1.02)		
Strip Plantation of Roadside/canalside/railwayside Creation Labour (R.1B1.02.LB)		54,432.00
Community Development (R.3)		38,250.00
Income Generation Activities (R.3C1)		
Revolving Fund (R.3C1.24)		38,250.00

<b><u>NON REIMBURSABLE EXPENSES (Expenses Indirect)</u></b>	<b>5</b>	<b><u>26,799.30</u></b>
Administration Expenses (N)		
DMU Operation Costs (N.57)		26,799.30
DMU Operation Costs Other Charges (N.57.OC)		4,489.30
Other Expenses (N.58)		4,489.30
Other Expenses VAT (N.58.VT)		35.00
PMU Operation Costs (N.56)		35.00
PMU Operation Costs RRT (N.56.RR)		22,275.00
		22,275.00





**Indirect Incomes (Income Indirect)**

6

3,30,84,590.04

Interest Income	
Interest From Banks	<u>3,30,84,590.04</u>
Interest From Deposits- Auto Sweep	96,946.00
Sale Proceeds	3,29,87,644.04
Sale of Forms	-

**Current Liabilities**

7

97,87,765.00

Duties & Taxes	
Cess & Other Taxes	<u>81,07,567.00</u>
GIS	56,262.00
GPF(R)	6,240.00
GPF(S)	69,000.00
Professional Tax Agst Salaries	26,52,000.00
STDS (VAT Deduction	11,400.00
STDS (VAT Deduction - @ 3%	<u>69,456.00</u>
STDS (VAT Deduction - @ 5%	48,769.00
TDS (Income Tax)	20,687.00
TDS U/s 192- Agst Salaries	<u>52,43,209.00</u>
TDS U/s 194 C-Agst Company @ 2%	22,47,600.00
TDS U/s 194 C- Agst Non Co. @ 1%	1,38,792.00
TDS U/s 194 I- Agst Rent @ 10%	87,568.00
TDS U/s 194 J -Agst Professional Fees @ 10%	1,55,794.00
Deposits (Current Liabilities	26,13,455.00
Earnest Money Deposit	<u>16,80,198.00</u>
Security Deposit	68,000.00
	16,12,198.00




## Current Assets

8

51,45,39,246.00

Loans & Advances (Asset)	
TDS Receivable	<u>51,45,39,246.00</u>
Advances to DMU/FMU/FPC	32,28,103.00
Advances to Baikunthapur	<u>51,13,11,143.00</u>
Advances to Bankura North	1,00,06,223.00
Advances to Bankura South	4,42,40,155.00
Advances to Birbhum	3,54,07,179.00
Advances to Burdwan	1,00,07,425.00
Advances to Coochbehar	1,97,04,588.00
Advances to Darjeeling	39,97,935.00
Advances to Durgapur	26,81,776.00
Advances to Howrah Social Forestry	55,83,198.00
Advances to Jalpaiguri	22,20,653.00
Advances to Jalpaiguri Social Forestry	2,22,44,582.00
Advances to Jhargram	53,15,511.00
Advances to Kangsabati North	2,12,18,590.00
Advances to Kangsabati South	1,87,84,958.00
Advances to Kharagpur	1,19,24,433.00
Advances to Kurseong	3,61,59,484.00
Advances to Malda	66,61,081.00
Advances to Medinipur	53,70,273.00
Advances to Monitoring North	6,21,08,241.00
Advances to Monitoring South	4,71,730.00
Advances to Nadia - Murshidabad	33,82,269.00
Advances to Panchet	26,83,780.00
Advances to Purulia	4,84,30,330.00
Advances to Purulia Extension	2,02,06,456.00
Advances to Raiganj	29,21,197.00
Advances to Rupnarayan	1,25,18,518.00
Advances to Siliguri Social Forestry	5,26,89,648.00
Advances to Silviculture Hills	95,63,118.00
Advances to Silviculture North	13,96,981.00
Advances to Silviculture South	3,34,350.00
Advances to Sundarban Tiger Reserve	13,62,238.00
Advances to Wildlife HQ	99,00,000.00
Advances to Wildlife - I	17,50,000.00
Advances to Wildlife - II	13,93,593.00
Advances to Wildlife - II	20,34,455.00
	1,66,36,195.00





**REIMBURSABLE EXPENSES (Expenses Direct)**

9

50,76,64,788.90

<b>CONSULTING SERVICES (5CS)</b>	
Consulting Services (Thru Reimbursement Procedure) (5CS.1)	1,54,18,919.00
Procurement/Construction (R)	1,54,18,919.00
Afforestation and Allied Works (R.1)	49,22,45,869.88
Capacity Expansion of Existing Hi. Tech Central Nursery (R.1D2)	34,18,33,599.70
Block Pltn in Non Forest Areas (R.1B2)	18,06,440.00
Block Pltn in Non Forest Areas Advance Works (R.1B2.01)	18,02,356.50
Block Pltn in Non Forest Areas Advance Works Labour (R.1B2.01.LB)	57,000.00
Block Pltn in Non Forest Areas Adv Works Material (R.1B2.01.MT)	48,000.00
Block Pltn in Non Forest Areas Creation (R.1B2.02)	9,000.00
Block Pltn in Non Forest Areas Creation Labour (R.1B2.02.LB)	2,52,492.00
Block Pltn in Non Forest Areas Creation Material (R.1B2.02.MT)	2,31,000.00
Block Pltn in Non Forest Areas Maint Y1 (R.1B2.03)	21,492.00
Block Pltn in Non Forest Areas Maint Y1 Labour (R.1B2.03.LB)	7,04,794.50
Block Pltn in Non Forest Areas Maint Y1 Material (R.1B2.03.MT)	6,81,256.00
Block Pltn in Non Forest Areas Maint Y2 (R.1B2.04)	23,538.50
Block Pltn in Non Forest Areas Maint Y2 Labour (R.1B2.04.LB)	2,98,710.00
Block Pltn in Non Forest Areas Maint Y2 Material (R.1B2.04.MT)	2,92,440.00
Block Pltn in Non Forest Areas Maint Y3 (R.1B2.05)	6,270.00
Block Pltn in Non Forest Areas Maint Y3 Labour (R.1B2.05.LB)	4,89,360.00
Block Pltn in Non Forest Areas Maint Y3 Material (R.1B2.05.MT)	4,77,110.00
Economic Pltn of Misc. Spp. In N Bengal (R.1A5)	12,250.00
Economic Pltn of Misc. Spp. in N Bengal Creation (R.1A5.02)	2,10,75,775.14
Pltn of Misc. Spp. in N Bengal Creation Labour (R.1A5.02.LB)	1,51,61,230.14
Pltn of Misc. Spp. in N Bengal Creation Material (R.1A5.02.MT)	1,30,17,879.00
Economic Pltn of Misc. Spp. In N Bengal Maint Y1 (R.1A5.03)	21,43,351.14
Pltn of Misc. Spp. in N Bengal Maint Y1 Labour (R.1A5.03.LB)	46,68,947.00
	43,06,842.00




Pltn of Misc. Spp. in N Bengal Maint Y1 Material (R.1A5.03.MT)	3,62,105.00
Economic Pltn of Misc. Spp. In N Bengal Maint Y2 (R.1A5.04)	10,89,438.00
Pltn of Misc. Spp. in N Bengal Maint Y2 Labour (R.1A5.04.LB)	10,32,038.00
Pltn of Misc. Spp. in N Bengal Maint Y2 Material (R.1A5.04.MT)	57,400.00
Economic Pltn of Misc. Spp. In N Bengal Maint Y3 (R.1A5.05)	1,56,160.00
Pltn of Misc. Spp. in N Bengal Maint Y3 Labour (R.1A5.05.LB)	1,53,160.00
Pltn of Misc. Spp. in N Bengal Maint Y3 Material (R.1A5.05.MT)	3,000.00
Enrichment of Degraded Forests of S.W. Bengal Through Coppice Reg. (R.1A4)	1,78,64,636.00
Coppice (R.1A4.08)	1,37,46,072.00
Coppice Labour (R.1A4.08.LB)	1,18,04,146.00
Coppice Material (R.1A4.08.MT)	19,41,926.00
Multiple Shoot Cutting (R.1A4.09)	41,18,564.00
MSC Labour (R.1A4.09.LB)	38,43,309.00
MSC Material (R.1A4.09.MT)	2,75,255.00
Plantation of High Yielding Eucalyptus Hybrid Clones in South W Bengal (R.1A1)	33,71,428.00
Plantation of Eucalyptus Clone in S. W Bengal Maint Y1 (R.1A1.03)	14,67,580.00
Plantation of Eucalyptus Clone in S. W Bengal Maint Y1 Labour (R.1A1.03.LB)	13,10,280.00
Plantation of Eucalyptus Clone in S. W Bengal Maint Y1 Material (R.1A1.03.MT)	1,57,300.00
Plantation of Eucalyptus Clone in S. W Bengal Maint Y2 (R.1A1.04)	11,10,312.00
Plantation of Eucalyptus Clone in S. W Bengal Maint Y2 Labour (R.1A1.04.LB)	10,57,852.00
Plantation of Eucalyptus Clone in S. W Bengal Maint Y2 Material (R.1A1.04.MT)	52,460.00
Plantation of Eucalyptus Clone in S. W Bengal Maint Y3 (R.1A1.05)	7,93,536.00
Plantation of Eucalyptus Clone in S. W Bengal Maint Y3 Labour (R.1A1.05.LB)	7,76,061.00
Plantation of Eucalyptus Clone in S. W Bengal Maint Y3 Material (R.1A1.05.MT)	17,475.00
Plantation of Quick Growing Small Timber, Fuel & Fodder Species (R.1A3)	10,58,55,091.00
Plantation of QGS Timber, Fuel & Fodder Species Creation (R.1A3.02)	7,43,29,970.00
Quick Growing Small Timber, Fuel & Fodder Species Creation Labour (R.1A3.02.LB)	6,33,44,001.00






Quick Growing Small Timber, Fuel & Fodder Species Creation Material (R.1A3.02.MT)	1,09,85,969.00
Plantation of Quick Growing Small Timber, Fuel & Fodder Sp Maint Y1 (R.1A3.03)	1,91,16,849.00
Quick Growing Small Timber, Fuel & Fodder Species Maint Y1 Labour (R.1A3.03.LB)	1,70,66,733.00
Quick Growing Small Timber, Fuel & Fodder Species Maint Y1 Material (R.1A3.03.MT)	20,50,116.00
Plantation of Quick Growing Small Timber, Fuel & Fodder Sp Maint Y2 (R.1A3.04)	1,08,92,354.00
Quick Growing Small Timber, Fuel & Fodder Species Maint Y2 Labour (R.1A3.04.LB)	1,03,95,662.00
Quick Growing Small Timber, Fuel & Fodder Species Maint Y2 Material (R.1A3.04.MT)	4,96,692.00
Plantation of Quick Growing Small Timber, Fuel & Fodder Sp Maint Y3 (R.1A3.05)	15,15,918.00
Quick Growing Small Timber, Fuel & Fodder Species Maint Y3 Labour (R.1A3.05.LB)	14,86,368.00
Quick Growing Small Timber, Fuel & Fodder Species Maint Y3 Material (R.1A3.05.MT)	29,550.00
Plantation of Sal and Associates in South West Bengal (R.1A2)	7,27,66,902.06
Plantation of Sal and Associates in South West Bengal Creation (R.1A2.02)	5,42,29,785.00
Plantation of Sal and Associates in South West Bengal Creation Labour (R.1A2.02.LB)	3,98,70,789.00
Plantation of Sal and Associates South West Bengal Creation Material (R.1A2.02.MT)	1,43,58,996.00
Plantation of Sal and Associates in South West Bengal Maint Y1 (R.1A2.03)	89,85,963.78
Plantation of Sal and Associates South West Bengal Maint Y1 Labour (R.1A2.03.LB)	78,49,290.00
Plantation of Sal and Associates South West Bengal Maint Y1 Material (R.1A2.03.MT)	11,36,673.78
Plantation of Sal and Associates in South West Bengal Maint Y2 (R.1A2.04)	63,57,800.00
Plantation of Sal and Associates South West Bengal Maint Y2 Labour (R.1A2.04.LB)	54,87,802.00
Plantation of Sal and Associates South West Bengal Maint Y2 Material (R.1A2.04.MT)	8,69,998.00
Plantation of Sal and Associates in South West Bengal Maint Y3 (R.1A2.05)	31,93,353.28
Plantation of Sal and Associates in South West Bengal Maint Y3 Labour (R.1A2.05.LB)	28,16,000.00
Plantation of Sal and Associates in South West Bengal Maint Y3 Material (R.1A2.05.MT)	3,77,353.28
Pltn of Sal and Associate Spp.in N Bengal (R.1A6)	64,61,929.00
Pltn of Sal and Associate Spp. in N Bengal Creation (R.1A6.02)	36,54,459.00



<i>Plnt of Sal and Asso. Spp. in N Bengal Creation Material (R.1A6.02.MT)</i>	5,19,459.00
<i>Pltn of Sal and Associate Spp. in N Bengal Creation Labour (R.1A6.02.LB)</i>	31,35,000.00
<i>Pltn of Sal and Associate Spp. in N Bengal Maint Y1 (R.1A6.03)</i>	18,56,250.00
<i>Pltn of Sal and Associate Spp. in N Bengal Maint Y1 Labour (R.1A6.03.LB)</i>	17,07,750.00
<i>Pltn of Sal and Associate Spp. in N Bengal Maint Y1 Material (R.1A6.03.MT)</i>	1,48,500.00
<i>Pltn of Sal and Associate Spp. in N Bengal Maint Y2 (R.1A6.04)</i>	8,31,220.00
<i>Pltn of Sal and Associate Spp. in N Bengal Maint Y2 Labour (R.1A6.04.LB)</i>	7,86,120.00
<i>Pltn of Sal and Associate Spp. in N Bengal Maint Y2 Material (R.1A6.04.MT)</i>	45,100.00
<i>Pltn of Sal and Associate Spp. in N Bengal Maint Y3 (R.1A6.05)</i>	1,20,000.00
<i>Pltn of Sal and Associate Spp. in N Bengal Maint Y3 Labour (R.1A6.05.LB)</i>	1,17,000.00
<i>Pltn of Sal and Associate Spp. in N Bengal Maint Y3 Material (R.1A6.05.MT)</i>	3,000.00
<i>Production of 1 Year Old Quality Seedling (R.1D4)</i>	2,56,98,162.00
<i>Production of 1 Year Old Quality Seedling Creation (R.1D4.02)</i>	1,78,04,298.00
<i>Production of 1 Year Old Quality Seedling Maint Y1 (R.1D4.03)</i>	78,93,864.00
<i>Soil &amp; Moisture Conservation (R.1C)</i>	4,28,98,314.00
<i>Soil &amp; Moisture Conservn. in A2 Treatment (R.1C2)</i>	76,04,870.00
<i>Soil &amp; Moisture Conservn. in A3 Treatment (R.1C3)</i>	1,61,51,994.00
<i>Soil &amp; Moisture Conservn. in A4 Treatment (R.1C4)</i>	1,91,41,450.00
<i>Strip Pltn on Roadside/canalside/railwayside (R.1B1)</i>	4,22,32,566.00
<i>Strip Pltn on Roadside/canalside/railwayside Advance Works (R.1B1.01)</i>	31,53,923.00
<i>Strip Plantation of Roadside/canalside/railwayside Adv Works Labour (R.1B1.01.LB)</i>	26,87,962.00
<i>Strip Plantation of Roadside/canalside/railwayside Adv Works Material (R.1B1.01.MT)</i>	4,65,961.00
<i>Strip Pltn on Roadside/canalside/railwayside Creation (R.1B1.02)</i>	2,15,24,091.00
<i>Strip Plantation of Roadside/canalside/railwayside Creation Labour (R.1B1.02.LB)</i>	1,99,63,653.00
<i>Strip Plantation of Roadside/canalside/railwayside Creation Material (R.1B1.02.MT)</i>	15,60,438.00
<i>Strip Pltn on Roadside/canalside/railwayside Maint Y1 (R.1B1.03)</i>	1,00,90,852.00
<i>Strip Plantation of Roadside/canalside/railwayside Maint Y1 Labour (R.1B1.03.LB)</i>	97,54,039.00
<i>Strip Plantation of Roadside/canalside/railwayside Maint Y1 Material (R.1B1.03.MT)</i>	3,36,813.00
<i>Strip Pltn on Roadside/canalside/railwayside Maint Y2 (R.1B1.04)</i>	59,92,350.00






Strip Plantation of Roadside/canalside/railwayside Maint Y2 Labour (R.1B1.04.LB)	59,02,297.00
Strip Plantation of Roadside/canalside/railwayside Maint Y2 Material (R.1B1.04.MT)	90,053.00
Strip Pltn on Roadside/canalside/railwayside Maint Y3 (R.1B1.05)	14,71,350.00
Strip Plantation of Roadside/canalside/railwayside Maint Y3 Labour (R.1B1.05.LB)	14,40,000.00
Strip Plantation of Roadside/canalside/railwayside Maint Y3 Material (R.1B1.05.MT)	31,350.00
Biodiversity Conservation (R.2)	3,50,00,888.50
Elephant/Gaur in North & South West Bengal (R.2B1)	1,04,18,203.58
Elephant Driving Off Operations (R.2B1.14)	57,46,128.58
Elephant Driving Off Operations Equipment (R.2B1.14.EQ)	5,76,430.00
Elephant Driving Off Operations Labour (R.2B1.14.LB)	27,33,462.00
Elephant Driving Off Operations Vehicle Hire (R.2B1.14.VH)	7,85,200.00
Elephant Driving Off Operations Watch Tower (R.2B1.14.WT)	16,51,036.58
Elephant Fence (R.2B1.11)	17,35,810.00
Elephant New Fence Iron Angle Post (R.2B1.11.FI)	9,91,638.00
Elephant New Fence Wooden Post (R.2B1.11.FW)	6,02,987.00
Elephant Old Fence (R.2B1.11.OF)	1,41,185.00
Mobile Squad (R.2B1.13)	29,36,265.00
Mobile Squad Equipment (R.2B1.13.EQ)	1,92,000.00
Mobile Squad Labour (R.2B1.13.LB)	19,13,694.00
Mobile Squad Vehicle Hire (R.2B1.13.VH)	8,30,571.00
Fodder Tree Planting After Removal of Maling Bamboo in PAs in Hills (R.2A3)	7,46,410.00
Fodder Tree Planting After Removal of Maling Bamboo Creation (R.2A3.02)	1,03,560.00
Fodder Tree Planting After Removal of Maling Bamboo Creation Labour (R.2A3.02.LB)	1,03,560.00
Fodder Tree Planting After Removal of Maling Bamboo Maint Y1 (R.2A3.03)	3,95,100.00
Fodder Tree Planting After Removal of Maling Bamboo Maint Y1 Labour (R.2A3.03.LB)	3,40,100.00
Fodder Tree Planting After Removal of Maling Bamboo Maint Y1 Material (R.2A3.03.MT)	55,000.00
Fodder Tree Planting After Removal of Maling Bamboo Maint Y2 (R.2A3.04)	1,02,750.00
Fodder Tree Planting After Removal of Maling Bamboo Maint Y2 Labour (R.2A3.04.LB)	91,750.00
Fodder Tree Planting After Removal of Maling Bamboo Maint Y2 Material (R.2A3.04.MT)	11,000.00



Fodder Tree Planting After Removal of Maling Bamboo Nursery (R.2A3.06)	1,45,000.00
Fodder Tree Planting After Removal of Maling Bamboo Nursery Labour (R.2A3.06.LB)	1,45,000.00
Grassland Restoration and Fodder Tree Planting in PAs in N Bengal (R.2A1)	1,00,39,224.50
Grassland Restoration and Fodder Tree Planting in PAs in N B Adv Works (R.2A1.01)	5,49,000.00
Fodder Tree Planting in PAs in N Bengal Advance Works Labour (R.2A1.01.LB)	4,50,000.00
Fodder Tree Planting in PAs in N Bengal Adv. Works Material (R.2A1.01.MT)	99,000.00
Grassland Restoration and Fodder Tree Planting in PAs in N B Creation (R.2A1.02)	72,16,059.00
Fodder Tree Planting in PAs in N Bengal Creation Labour (R.2A1.02.LB)	41,47,289.00
Fodder Tree Planting in PAs in N Bengal Creation Material (R.2A1.02.MT)	30,68,770.00
Grassland Restoration and Fodder Tree Planting in PAs in N B Maint Y1 (R.2A1.03)	14,69,960.00
Fodder Tree Planting in PAs in N Bengal Maint Y1 Labour (R.2A1.03.LB)	13,29,960.00
Fodder Tree Planting in PAs in N Bengal Maint Y1 Material (R.2A1.03.MT)	1,40,000.00
Grassland Restoration and Fodder Tree Planting in PAs in N B Maint Y2 (R.2A1.04)	8,04,205.50
Fodder Tree Planting in PAs in N Bengal Maint Y2 Labour (R.2A1.04.LB)	7,59,776.00
Fodder Tree Planting in PAs in N Bengal Maint Y2 Material (R.2A1.04.MT)	44,429.50
Inventory and Status Survey (R.2C)	21,34,071.00
Study of Elephant Ecology for Management (R.2C4)	15,11,571.00
Study of Impact Assessment of Habitat Management (R.2C5)	2,32,500.00
Study of Status Survey of Gaur and Leopard in N Bengal Foothills (R.2C2)	3,90,000.00
Leopard in the North Bengal (R.2B2)	10,05,006.00
Leopard Capture / Rescue Equipment (R.2B2.EQ)	56,184.00
Leopard Capture / Rescue Labour (R.2B2.LB)	9,48,822.00
Smaller Animals in Central Bengal (R.2B4)	10,63,497.00
Smaller Animals in Central Bengal Capture/Rescue Equipment (R.2B4.EQ)	1,57,700.00
Smaller Animals in Central Bengal Capture/Rescue Labour (R.2B4.LB)	3,88,110.00






<i>Smaller Animals in Central Bengal Capture/Rescue Vehicle/Boat Hire (R.2B4.VH)</i>	3,53,840.00
<i>Smaller Animals in Central Bengal Capture/Rescue Veterinary Services (R.2B4.VS)</i>	1,63,847.00
<i>Tiger in Sunderbans (R.2B3)</i>	95,94,476.42
<i>Tiger in Sunderbans Fence (R.2B3.11)</i>	50,55,967.42
<i>Tiger in Sunderbans New Fence (R.2B3.11.NF)</i>	43,47,069.42
<i>Tiger in Sunderbans Old Fence (R.2B3.11.OF)</i>	7,08,898.00
<i>Tiger in Sunderbans Mobile Squad (R.2B3.13)</i>	45,38,509.00
<i>Tiger in Sunderbans Mobile Squad Labour (R.2B3.13.LB)</i>	13,43,330.00
<i>Tiger in Sunderbans Mobile Squad Vehicle/Boat Hire (R.2B3.13.VH)</i>	31,95,179.00
<i>Community Development (R.3)</i>	6,36,91,388.70
<i>Community Infrastructure Development Support Activities (R.3D1)</i>	5,94,71,480.70
<i>Meeting with FPCs (R.3A1)</i>	1,60,000.00
<i>Preparation Microplan (R.3B1)</i>	1,60,000.00
<i>Income Generation Activities (R.3C1)</i>	38,99,908.00
<i>Income Generation Activities NGO Services (R.3C1.25)</i>	14,95,320.00
<i>Revolving Fund (R.3C1.24)</i>	24,04,588.00
<i>Institutional Capacity Development (R.4)</i>	5,17,19,992.98
<i>Base Line Survey (R.4A)</i>	17,07,791.00
<i>Survey of Forest Resources (R.4A1)</i>	17,07,791.00
<i>Construction of Administrative Buildings (R.4C1)</i>	63,61,844.00
<i>Administrative Building at Siliguri (R.4C1.46)</i>	4,83,815.00
<i>Expansion of Existing Administrative Building (R.4C1.44)</i>	58,78,029.00
<i>Field Research (R.4D)</i>	2,39,397.00
<i>Research Work in Tree Improvement Programme /Tree Breeding (R.4D1)</i>	2,39,397.00
<i>GIS &amp; MIS (R.4C2)</i>	76,65,421.00
<i>GIS/MIS Pilot Project Equipment (R.4C2.EQ)</i>	56,58,486.00
<i>GIS/MIS Pilot Project Services. (R.4C2.SS)</i>	20,06,935.00



Miscellaneous Management Inputs (R.4C4)	2,67,63,718.98
Incremental Staff DMU (R.4C4.52)	2,19,57,978.94
Incremental Staff DMU Extension Workers (R.4C4.52.EW)	80,00,250.00
Incremental Staff DMU Semi Skilled (R.4C4.52.UW)	21,69,168.00
Incremental Staff DMU Skilled (R.4C4.52.SW)	1,17,88,560.94
Incremental Staff PMU (R.4C4.51)	22,95,566.00
PMU Staff Semi Skilled (R.4C4.51.UW)	5,17,635.00
PMU Staff Skilled (R.4C4.51.SW)	17,77,931.00
Operation Cost PMU (R.4C4.56)	25,10,174.04
PMU Office Equipment (R.4C4.56.EQ)	1,58,140.90
PMU Office Expenses (R.4C4.56.OE)	16,65,317.14
PMU Travel Expenses (R.4C4.56.TE)	6,86,716.00
Package I for Senior Officers (R.4B1)	51,54,727.00
Senior Officer Study Tour Foreign Institute (R.4B1.31)	51,54,727.00
Package II for Middle and Junior Level Officers (R.4B2)	1,13,480.00
Middle and Junior Level Officers Training Long Term (R.4B2.33)	1,13,480.00
Package III for Junior Level Officers and FRs (R.4B3)	1,20,000.00
Junior Level Officers and FRs Instructions Field (R.4B3.36)	1,20,000.00
Package IV for Frontline Staff and FPC/EDC/SHG (R.4B4)	35,93,614.00
Frontline Staff and FPC/EDC/SHG Microfinance, Accounting (R.4B4.38)	25,62,900.00
Frontline Staff and FPC/EDC/SHG PRA, Microplan (R.4B4.37)	10,30,714.00





**NON REIMBURSABLE EXPENSES**  
**(Expenses Indirect)**

10

7,44,28,274.27

Administration Expenses (N)	7,44,28,274.27
DMU Operation Costs (N.57)	3,53,83,870.94
DMU Operation Costs Building Maintenance (N.57.BM)	2,21,53,126.32
DMU Operation Costs Hire/POL (N.57.PO)	51,94,064.64
DMU Operation Costs Other Charges (N.57.OC)	55,73,446.98
DMU Operation Costs Wages (N.57.WA)	24,63,233.00
Other Expenses (N.58)	1,44,61,893.26
Other Expenses Other Taxes (N.58.OT)	5,314.00
Other Expenses Service Tax (N.58.ST)	28,34,162.82
Other Expenses VAT (N.58.VT)	90,111.00
Plantation Monitoring (N.58.MP)	17,37,113.60
Publications/Publicity (N.58.PB)	8,54,596.40
Other Expenses GST (N.58.GST)	89,40,595.44
Other Expenses C.GST (N.58.C.GST)	44,59,077.22
Other Expenses C.GST @ 14% (N.58.C.GST.14)	1,62,629.15
Other Expenses C.GST @ 2.5% (N.58.C.GST.2.5)	1,45,949.62
Other Expenses C.GST @ 6% (N.58.C.GST.6)	11,73,358.98
Other Expenses C.GST @ 9% (N.58.C.GST.9)	29,77,139.47
Other Expenses I.GST (N.58.I.GST)	22,438.00
Other Expenses I.GST @ 18% (N.58.I.GST.18)	22,438.00
Other Expenses S.GST (N.58.S.GST)	44,59,080.22
Other Expenses S.GST @ 14% (N.58.S.GST.14)	1,62,628.15
Other Expenses S.GST @ 2.5% (N.58.S.GST.2.5)	1,45,949.62
Other Expenses S.GST @ 6% (N.58.S.GST.6)	11,73,358.98
Other Expenses S.GST @ 9% (N.58.S.GST.9)	29,77,143.47
PMU Operation Costs (N.56)	1,16,22,217.07
Medical & Children Edu Allowance Reimbursements (N.56.MR)	2,99,820.00
PMU Operation Costs Hire/POL (N.56.PO)	35,96,929.00
PMU Operation Costs Other Charges (N.56.OC)	22,88,197.07
PMU Operation Costs RRT (N.56.RR)	15,57,934.00
PMU Operation Costs Wages (N.56.WA)	38,79,337.00
PMU Salaries (N.55)	1,29,60,293.00
Dearness Allowance (N.55.DA)	4,36,574.00
Deputation Allowance (N.55.DP)	27,000.00
House Rent Allowance (N.55.HR)	12,35,255.00
Leave Salary Contribution (N.55.LS)	13,64,266.00
Pay (N.55.PA)	87,73,923.00
Pension Contribution (N.55.PC)	10,06,465.00
Special / Others Allowance (N.55.GP)	1,16,810.00



**Indirect Incomes (Income Indirect)** 11 8,05,691.00

Interest Income

8,05,691.00

Interest From Deposits- Auto Sweep

8,05,691.00

**Closing Balance** 12 56,21,62,204.24

Bank Accounts

56,26,81,888.00

Deposit - Auto Sweep

56,26,81,888.00

Less: Overdraft Corporation Bank(A/C  
No.0663/CLSB/01/120015)

5,19,683.76

**Reimbursable Expenses (Expenses Direct)** 13 50,66,81,342.88

CONSULTING SERVICES (5CS)

1,53,73,928.00

Procurement/Construction (R)

49,13,07,414.88

**Non Reimbursable Expenses(Expenses  
Indirect)** 14 7,44,46,465.97

Administration Expenses (N)

7,44,46,465.97

**EXPENDITURE ON CONSULTANCY (THRU  
LETTER OF CREDIT)** 15 27,49,092.00

Consulting Services (Thru Direct Payment Procedure)  
(5CS.2)

27,49,092.00





**Indirect Incomes (Income Indirect)**

16

**62,29,47,889.04**

Interest Income	
Sale Proceeds	3,77,35,288.04
Utilization of Grants in Aid	13,35,700.00
Utilization of Non Fund Based Grant	58,11,27,809.00
	27,49,092.00

**Current Liabilities**

17

**37,68,218.00**

Duties & Taxes	
Provisions	800.00
Deposits(Current Liabilities)	37,67,418.00

**Current Assets**

18

**62,18,78,384.84**

Loans & Advances (Asset)	
Cash & Bank Balance	5,97,16,180.60
	56,21,62,204.24

Note:- Bank account has been credited with the Gas Subsidy which has been accounted as contingent liability for the given year and has accordingly been reflected in the BRS.





www.omkandco.com

**om kejriwal & co**  
Chartered Accountants

## INDEPENDENT AUDITORS' REPORT

### **The Governing Body**

**West Bengal Forest and Biodiversity Conservation Society**


**Kolkata**

### **Report on the Financial Statements**

We have audited the financial statements of **West Bengal Forest and Biodiversity Conservation Society (WBFBCS)** for the financial Year 2017-2018, which comprise the Balance Sheet as at 31<sup>st</sup> March 2018, the Statement of Income & Expenditure for the year ended 31st March 2018 and the Receipt and Payments Accounts for the year then ended, and a summary of significant accounting policies and other explanatory information.

### **Management's Responsibility for the Financial Statements**

Management is responsible for the preparation of these financial statements that give a true and fair view of these financial position & financial performance of the Society in accordance with the Accounting Manual which state that "The accounting principles to be followed by WBFBCS shall broadly be in conformity with the West Bengal Financial Rules (WBFR), unless otherwise specified in the Operational Manual (OM)" and Accounting Standards prescribed by The Institute of Chartered Accountants of India.



Kolkata : BH 175, Salt Lake City | Kolkata - 700 091 | India  
☎ 033-4005 4272 ☎ : 033 4005 4272 ✉: parimalde@omkandco.com  
H.O. ; A 17/10, Surya Nagar, Nilagiri Niwas, (Near S. P. Vigilance Office)  
Bhubaneswar - 751 003, Orissa, India.

Branches : New Delhi | Bhubaneswar | Guwahati | Raipur | Rourkela | Bolangir | Beharampur





This responsibility also includes the maintenance of adequate accounting records and for preventing and detecting the frauds and other irregularities; selection and application of appropriate accounting policies; making judgments and estimates that are reasonable and prudent; and design, implementation and maintenance of adequate internal financial control, that were operating effectively for ensuring the accuracy and completeness of the accounting records, relevant to the preparation and presentation of the financial statements that give a true and fair view and are free from material misstatement, whether due to fraud or error.


#### **Auditor's Responsibility**

Our responsibility is to express an opinion on these financial statements based on our audit.

We conducted our audit in accordance with the Standards on Auditing issued by The Institute of Chartered Accountants of India. Those Standards require that we comply with ethical requirements and plan perform the audit to obtain reasonable assurance about whether the financial statements are free from material misstatement.

An audit involves performing procedures to obtain audit evidence about the amounts and disclosures in the financial statements. The procedures selected depend on the auditor's judgment, including the assessment of the risks of material misstatement of the financial statements, whether due to fraud or error. In making those risk assessments, the auditor considers internal financial control relevant to the Society preparation of the financial statements that give true and fair view, in order to design audit procedures that are appropriate in the circumstances. An audit also includes evaluating the appropriateness of accounting policies used and the reasonableness as well as evaluating the overall presentation of the financial statements.

We believe that the audit evidence we have obtained is sufficient and appropriate to provide a basis for our audit opinion on the financial statements.





### Opinion


In our opinion and to the best of our information and according to the explanations given to us, the financial statements give the information required by the Act in the manner so required and give a true and fair view in conformity with the accounting principles generally accepted in India:

- In the case of the Balance Sheet, of the State of affairs of the Society as at 31<sup>st</sup> March 2018;
- In the case of the Statement of Income and Expenditure, of the surplus for the year ended on 31<sup>st</sup> March 2018; and
- In the case of the Receipts and Payments Account for the period 1<sup>st</sup> April 2017 to 31<sup>st</sup> March 2018.

### **We report that:**

We have obtained all the information and explanations which to the best of our knowledge and belief were necessary for the purpose of our audit;


In our opinion proper books of account as required by law have been kept by the Society so far as appears from our examination of those books;



Kolkata : BH 175, Salt Lake City | Kolkata - 700 091 | India  
☎ 033-4005 4272 ☎ : 033 4005 4272 ✉ : parimalde@omkandco.com  
H.O. ; A 17/10, Surya Nagar, Nilagiri Niwas, (Near S. P. Vigilance Office)  
Bhubaneswar - 751 003, Orissa, India

Branches : New Delhi | Bhubaneswar | Guwahati | Raipur | Rourkela | Bolangir | Beharampur





www.omkandco.com

# om kejriwal & co

Chartered Accountants

The Balance Sheet, Statement of Income and Expenditure and Receipts and payment Account dealt with by this Report is in agreement with the books of account and with the returns received from DMU's.

In our opinion, the Balance Sheet & Statement of Income and Expenditure Account comply with the Accounting Standards published by ICAI.

For Om Kejriwal & Co

Place: Kolkata

Date: 4<sup>th</sup> October 2018


Chartered Accountants

Parimal Kumar De

Partner

FRN No: 314144E

Membership No: 003115



Kolkata : BH 175, Salt Lake City | Kolkata - 700 091 | India  
☎ 033-4005 4272 ☎ : 033 4005 4272 ✉: parimalde@omkandco.com  
H.O. ; A 17/10, Surya Nagar, Nilagiri Niwas, (Near S. P. Vigilance Office)  
Bhubaneswar - 751 003, Orissa, India

Branches : New Delhi | Bhubaneswar | Guwahati | Raipur | Rourkela | Bolangir | Beharampur

## **Notes on Accounts**

### **General information and objective**

#### **West Bengal Forest & Biodiversity Conversation Society (The Society)**


has established under the WB Societies Registration Act 1961 dated 19<sup>th</sup> July 2012, vide registration no. S/IL/93991/2012-2013.

### **Significant Accounting Policies**

- Based on the objectives of the Society, the funds received are reflected in the accounts as Capital contribution on as cash basis;
- As per the directives contained in the Bye Laws of the Society the funds pending disbursement shall be kept in an appropriate scheme so as to maximize returns on the idle balance. It is also noted that interest earned on bank deposits shall be retained by the Society and utilized for the implementation of the Project as per guidelines of the scheme. Accordingly, it has been decided that interest on bank deposits shall be recorded on a cash basis and it shall form part of capital fund.
- Expenditure to be incurred on acquisition of capital assets as well as on creation of the same shall be reflected in the accounts as fixed Assets. Recurring expenditure shall be treated so and reflected in the Statement of Expenditure and in the Balance Sheet. The Society had decided to show their expenditure on Fixed Assets in the Income and Expenditure Account. However, the Fixed Assets register is being maintained in the relevant format.

### **Recommendation:**

In order to make internal controls more effective and meaningful, it is recommended that the process of Internal Audit be done on a concurrent basis.





## Annexure to Audit Report

- The Society maintains its Accounts in Tally as approved by the Governing Body.
- The Society is required to maintain the following Books of Accounts and subsidiary books.

Books of Accounts	Status
Cash Book- Imprest	Maintain in Tally
Bank Book & BRS	Maintain in Tally with bank statement
Journal Book	Maintain in Tally
General Book	Maintain in Tally
Grants Ledger	Needs to be modified to be commensurate with the nature of work

Subsidiary Book	Status
Register of Drafts/ Cheques received	Not applicable but maintained
Register of Fixed Deposits	Not applicable but maintained
Stock Register of Cheque Books	Yes maintained
Register of outgoing Cheques	Yes maintained
Stock Register of Money receipt Books	Yes maintained
Register Of Misc. Advances	NA
Salary Register	Yes maintained
Tax Deducted at Source Register	Yes maintained
Fixed Assets Register	Being complied & maintaining
Stock & Store Register	Maintained by PMU, not required in DMU
Any other register that may be found necessary	NA

For O. M. Kejriwal & Co  
Chartered Accountants

*Parimal Kumar De*


Parimal Kumar De (Partner)

Membership NO: 003115

FRN NO: 314144E

*Charat*  
Project Director, Finance

*Ray*  
Secretary, WBFBC Society Chairperson



WB Forest & Biodiversity Conservation Society						
Aranya Bhawan Block LA 10A Sector III Salt Lake City Kolkata- 700098						
Balance Sheet						
As at 31.03.2018						
Liabilities	NOTE	31/03/2018	31/03/2017	Assets	NOTE	31/03/2017
Capital Account		57,90,39,178.65	1,11,12,02,142.80	Current Assets	18	1,16,48,01,374.65
Reserves & Surplus (Retained Earnings)		15,72,85,304.65	10,83,20,459.80			
Reserve Fund		42,17,53,874.00	1,00,28,81,683.00			
Add: Excess of income over Expenditure		3,90,70,988.19	4,89,64,844.85			
Capital Account		61,81,10,166.84	1,16,01,66,987.65			
Current Liabilities	17	37,68,218.00	46,34,387.00			
Total		62,18,78,384.84	1,16,48,01,374.65	Total		1,16,48,01,374.65





For Om Kejriwal & Co

Chartered Accountants

*Parimal Kumar De.*

Parimal Kumar De (Partner)

Membership NO: 003115

FRN NO: 314144E

*K. De.*

Project Director, Finance


*[Signature]*

Secretary, WBFBC Society

Chairperson, WBFBC Society



WB Forest & Biodiversity Conservation Society						
Aranya Bhawan Block LA 10A Sector III Salt Lake City Kolkata- 700098						
Income & Expenditure Statement						
1-Apr-2017 to 31-Mar-2018						
EXPENDITURE	NOTE	31-03-2018	31-03-2017	INCOME	NOTE	31-03-2017
REIMBURSABLE EXPENSES (Expenses Direct)	13	50,66,81,342.88	40,46,46,144.33	Indirect Incomes (Income Indirect)	16	52,18,32,893.47
NON REIMBURSABLE EXPENSES (Expenses Indirect)	14	7,44,46,465.97	6,01,90,061.29			
EXPENDITURE ON CONSULTANCY (THRU LETTER OF CREDIT)	15	27,49,092.00	80,31,843.00			
Excess of Income over Expenditure		3,90,70,988.19	4,89,64,844.85			
Total		62,29,47,889.04	52,18,32,893.47	Total		52,18,32,893.47





For Om Kejriwal & Co

Chartered Accountants

*Parimal Kumar De*

Parimal Kumar De (Partner)

Membership NO: 003115

FRN NO: 314144E

*Parimal Kumar De*

Project Director, Finance


*Parimal Kumar De*

Secretary, WBFBC Society

Chairperson, WBFBC Society



WB Forest & Biodiversity Conservation Society									
Aranya Bhawan Block LA 10A Sector III, Salt Lake City, Kolkata- 700106									
Receipts and Payments Account									
As on 31st March 2018									
Receipts	Note	31-03-2018	31-03-2017	Payments	Note	31-03-2018	31-03-2017		31-03-2017
Cash & Bank Opening Balance		1,11,75,07,549.03	88,78,35,082.56	Deposits & Taxes paid	7	97,87,765.00			89,57,111.00
Grant Receipts	1	6,42,000.00	65,11,59,000.00	Advances to DMU, TDS and	8	51,45,39,246.00			37,93,79,620.00
Duties and Taxes Collected	2	89,21,596.00	99,26,402.00	Reimbursable Expenses	9	50,76,64,788.90			40,73,71,823.33
Advances Recovered	3	50,89,08,980.02	37,84,01,646.62	Non Reimbursable Expenses	10	7,44,28,274.27			6,02,34,497.69
Reimbursable Expenses (Expenses Direct)	4	2,96,455.00	15,66,679.00	Indirect Incomes (Income Indirect)	11	8,05,691.00			69,589.89
Non Reimbursable Expenses (Expenses Indirect)	5	26,799.30	44,436.40	Cash & Bank Closing Balance	12	56,21,62,204.24			1,11,75,07,549.03
Interest and Other Income	6	3,30,84,590.04	4,45,86,944.36						
TOTAL		1,66,93,87,969.39	1,97,35,20,190.94	TOTAL		1,66,93,87,969.41			1,97,35,20,190.94





For Om Kejriwal & Co

Chartered Accountants

*Parimal Kumar De*

Parimal Kumar De (Partner)

Membership NO: 003115

FRN NO: 314144E

*Parimal Kumar De*

Project Director, Finance

*Parimal Kumar De*

Secretary, WBFBC Society

Chairperson, WBFBC Society



## Notes to Annual Financial Statement

### Grants in Aid

1

6,42,000.00

Grants From Other Sources

State Government

6,42,000.00

Normal

SCP

TSP

### Current Liabilities

2

89,21,596.00

Duties & Taxes

Cess & Other Taxes

81,07,967.00

GIS

56,262.00

GPF(R)

6,240.00

GPF(S)

69,000.00

Professional Tax Agst Salaries

26,52,000.00

STDS (VAT Deduction

11,400.00

STDS (VAT Deduction - @ 3%

70,255.00

STDS (VAT Deduction - @ 5%

49,568.00

TDS (Income Tax

20,687.00

TDS U/s 192- Agst Salaries

52,42,810.00

TDS U/s 194 C-Agst Company @ 2%

22,47,600.00

TDS U/s 194 C- Agst Non Co. @ 1%

1,38,393.00

TDS U/s 194 I- Agst Rent @ 10%

87,568.00

TDS U/s 194 J -Agst Professional Fees @ 10%

1,55,794.00

Deposits (Current Liabilities

26,13,455.00

Earnest Money Deposit

8,13,629.00

Security Deposit

2,47,132.00

5,66,497.00

8




## Current Assets

3


50,89,08,980.02

Loans & Advances (Asset	50,89,08,980.02
Interest Received at DMU	34,010.00
Advances to DMU/FMU/FPC	50,88,74,970.02
Advances to Baikunthapur	1,06,07,593.05
Advances to Bankura North	3,98,43,348.96
Advances to Bankura South	3,53,67,051.80
Advances to Birbhum	71,51,909.32
Advances to Burdwan	1,91,14,799.50
Advances to Coochbehar	37,95,568.40
Advances to Darjeeling	16,88,917.57
Advances to Durgapur	61,52,584.85
Advances to Howrah Social Forestry	21,43,492.00
Advances to Jalpaiguri	1,95,38,434.00
Advances to Jalpaiguri Social Forestry	57,68,752.20
Advances to Jhargram	2,38,64,999.00
Advances to Kangsabati North	1,49,60,822.00
Advances to Kangsabati South	1,42,36,331.22
Advances to Kharagpur	3,59,16,468.50
Advances to Kurseong	70,13,500.20
Advances to Malda	55,30,515.00
Advances to Medinipur	6,63,00,768.86
Advances to Monitoring North	4,29,748.86
Advances to Monitoring South	24,26,441.75
Advances to Nadia - Murshidabad	37,57,264.75
Advances to Panchet	4,77,59,193.27
Advances to Purulia	2,26,57,451.80
Advances to Purulia Extension	29,53,953.00
Advances to Raiganj	1,33,53,114.20
Advances to Rupnarayan	5,00,59,001.17
Advances to Siliguri Social Forestry	96,37,374.45
Advances to Silviculture Hills	12,96,797.70
Advances to Silviculture North	3,35,787.00
Advances to Silviculture South	14,53,855.75
Advances to Sundarban Tiger Reserve	93,92,925.00
Advances to Wildlife HQ	19,93,752.00
Advances to Wildlife - I	20,63,153.47
Advances to Wildlife - II	43,60,799.02
Advances to Wildlife - III	1,59,48,500.40



<b><u>REIMBURSABLE EXPENSES (Expenses Direct)</u></b>	<b>4</b>	<b><u>2,96,455.00</u></b>
Procurement/Construction (R)		
Afforestation and Allied Works (R.10)		2,96,455.00
Plantation of Quick Growing Small Timber, Fuel & Fodder Species (R.1A3)		2,58,205.00
Plantation of QGS Timber, Fuel & Fodder Species Creation (R.1A3.02)		1,48,633.00
Quick Growing Small Timber, Fuel & Fodder Species Creation Labour (R.1A3.02.LB)		1,48,633.00
Plantation of Sal and Associates in South West Bengal (R.1A2)		54,240.00
Plantation of Sal and Associates in South West Bengal Creation (R.1A2.02)		
Plantation of Sal and Associates in South West Bengal Creation Labour (R.1A2.02.LB)		54,240.00
Soil & Moisture Conservation (R.1C)		900.00
Soil & Moisture Conservn. in A4 Treatment (R.1C4)		900.00
Strip Pltn on Roadside/canalside/railwayside (R.1B1)		54,432.00
Strip Pltn on Roadside/canalside/railwayside Creation (R.1B1.02)		
Strip Plantation of Roadside/canalside/railwayside Creation Labour (R.1B1.02.LB)		54,432.00
Community Development (R.3)		38,250.00
Income Generation Activities (R.3C1)		
Revolving Fund (R.3C1.24)		38,250.00

<b><u>NON REIMBURSABLE EXPENSES (Expenses Indirect)</u></b>	<b>5</b>	<b><u>26,799.30</u></b>
Administration Expenses (N)		26,799.30
DMU Operation Costs (N.57)		4,489.30
DMU Operation Costs Other Charges (N.57.OC)		4,489.30
Other Expenses (N.58)		35.00
Other Expenses VAT (N.58.VT)		35.00
PMU Operation Costs (N.56)		22,275.00
PMU Operation Costs RRT (N.56.RR)		22,275.00





**Indirect Incomes (Income Indirect)**

6

3,30,84,590.04

Interest Income

Interest From Banks

Interest From Deposits- Auto Sweep

Sale Proceeds

Sale of Forms

3,30,84,590.04

96,946.00

3,29,87,644.04

**Current Liabilities**

7

97,87,765.00

Duties &amp; Taxes

Cess &amp; Other Taxes

GIS

GPF(R)

GPF(S)

Professional Tax Agst Salaries

STDS (VAT Deduction

STDS (VAT Deduction - @ 3%

STDS (VAT Deduction - @ 5%

TDS (Income Tax)

TDS U/s 192- Agst Salaries

TDS U/s 194 C-Agst Company @ 2%

TDS U/s 194 C- Agst Non Co. @ 1%

TDS U/s 194 I- Agst Rent @ 10%

TDS U/s 194 J -Agst Professional Fees @ 10%

Deposits (Current Liabilities

Earnest Money Deposit

Security Deposit

81,07,567.00

56,262.00

6,240.00

69,000.00

26,52,000.00

11,400.00

69,456.00

48,769.00

20,687.00

52,43,209.00

22,47,600.00

1,38,792.00

87,568.00


1,55,794.00

26,13,455.00

16,80,198.00

68,000.00

16,12,198.00




## Current Assets

8

51,45,39,246.00

Loans & Advances (Asset)	
TDS Receivable	<u>51,45,39,246.00</u>
Advances to DMU/FMU/FPC	32,28,103.00
Advances to Baikunthapur	<u>51,13,11,143.00</u>
Advances to Bankura North	1,00,06,223.00
Advances to Bankura South	4,42,40,155.00
Advances to Birbhum	3,54,07,179.00
Advances to Burdwan	1,00,07,425.00
Advances to Coochbehar	1,97,04,588.00
Advances to Darjeeling	39,97,935.00
Advances to Durgapur	26,81,776.00
Advances to Howrah Social Forestry	55,83,198.00
Advances to Jalpaiguri	22,20,653.00
Advances to Jalpaiguri Social Forestry	2,22,44,582.00
Advances to Jhargram	53,15,511.00
Advances to Kangsabati North	2,12,18,590.00
Advances to Kangsabati South	1,87,84,958.00
Advances to Kharagpur	1,19,24,433.00
Advances to Kurseong	3,61,59,484.00
Advances to Malda	66,61,081.00
Advances to Medinipur	53,70,273.00
Advances to Monitoring North	6,21,08,241.00
Advances to Monitoring South	4,71,730.00
Advances to Nadia - Murshidabad	33,82,269.00
Advances to Panchet	26,83,780.00
Advances to Purulia	4,84,30,330.00
Advances to Purulia Extension	2,02,06,456.00
Advances to Raiganj	29,21,197.00
Advances to Rupnarayan	1,25,18,518.00
Advances to Siliguri Social Forestry	5,26,89,648.00
Advances to Silviculture Hills	95,63,118.00
Advances to Silviculture North	13,96,981.00
Advances to Silviculture South	3,34,350.00
Advances to Sundarban Tiger Reserve	13,62,238.00
Advances to Wildlife HQ	99,00,000.00
Advances to Wildlife - I	17,50,000.00
Advances to Wildlife - II	13,93,593.00
Advances to Wildlife - II	20,34,455.00
	1,66,36,195.00



76



**REIMBURSABLE EXPENSES (Expenses Direct)**


9

**50,76,64,788.90**

CONSULTING SERVICES (5CS)	
Consulting Services (Thru Reimbursement Procedure) (5CS.1)	1,54,18,919.00
Procurement/Construction (R)	1,54,18,919.00
Afforestation and Allied Works (R.1)	49,22,45,869.88
Capacity Expansion of Existing Hi.Tech Central Nursery (R.1D2)	34,18,33,599.70
Block Pltn in Non Forest Areas (R.1B2)	18,06,440.00
Block Pltn in Non Forest Areas Advance Works (R.1B2.01)	18,02,356.50
Block Pltn in Non Forest Areas Advance Works Labour (R.1B2.01.LB)	57,000.00
Block Pltn in Non Forest Areas Adv Works Material (R.1B2.01.MT)	48,000.00
Block Pltn in Non Forest Areas Creation (R.1B2.02)	9,000.00
Block Pltn in Non Forest Areas Creation Labour (R.1B2.02.LB)	2,52,492.00
Block Pltn in Non Forest Areas Creation Material (R.1B2.02.MT)	2,31,000.00
Block Pltn in Non Forest Areas Maint Y1 (R.1B2.03)	21,492.00
Block Pltn in Non Forest Areas Maint Y1 Labour (R.1B2.03.LB)	7,04,794.50
Block Pltn in Non Forest Areas Maint Y1 Material (R.1B2.03.MT)	6,81,256.00
Block Pltn in Non Forest Areas Maint Y2 (R.1B2.04)	23,538.50
Block Pltn in Non Forest Areas Maint Y2 Labour (R.1B2.04.LB)	2,98,710.00
Block Pltn in Non Forest Areas Maint Y2 Material (R.1B2.04.MT)	2,92,440.00
Block Pltn in Non Forest Areas Maint Y3 (R.1B2.05)	6,270.00
Block Pltn in Non Forest Areas Maint Y3 Labour (R.1B2.05.LB)	4,89,360.00
Block Pltn in Non Forest Areas Maint Y3 Material (R.1B2.05.MT)	4,77,110.00
Economic Pltn of Misc. Spp. In N Bengal (R.1A5)	12,250.00
Economic Pltn of Misc. Spp. in N Bengal Creation (R.1A5.02)	2,10,75,775.14
Pltn of Misc. Spp. in N Bengal Creation Labour (R.1A5.02.LB)	1,51,61,230.14
Pltn of Misc. Spp. in N Bengal Creation Material (R.1A5.02.MT)	1,30,17,879.00
Economic Pltn of Misc. Spp. In N Bengal Maint Y1 (R.1A5.03)	21,43,351.14
Pltn of Misc. Spp. in N Bengal Maint Y1 Labour (R.1A5.03.LB)	46,68,947.00
	43,06,842.00




<i>Pltn of Misc. Spp. in N Bengal Maint Y1 Material</i> (R.1A5.03.MT)	3,62,105.00
<i>Economic Pltn of Misc. Spp. In N Bengal Maint Y2</i> (R.1A5.04)	10,89,438.00
<i>Pltn of Misc. Spp. in N Bengal Maint Y2 Labour</i> (R.1A5.04.LB)	10,32,038.00
<i>Pltn of Misc. Spp. in N Bengal Maint Y2 Material</i> (R.1A5.04.MT)	57,400.00
<i>Economic Pltn of Misc. Spp. In N Bengal Maint Y3</i> (R.1A5.05)	1,56,160.00
<i>Pltn of Misc. Spp. in N Bengal Maint Y3 Labour</i> (R.1A5.05.LB)	1,53,160.00
<i>Pltn of Misc. Spp. in N Bengal Maint Y3 Material</i> (R.1A5.05.MT)	3,000.00
<i>Enrichment of Degraded Forests of S.W. Bengal Through</i> <i>Coppice Reg. (R.1A4)</i>	1,78,64,636.00
<i>Coppice (R.1A4.08)</i>	1,37,46,072.00
<i>Coppice Labour (R.1A4.08.LB)</i>	1,18,04,146.00
<i>Coppice Material (R.1A4.08.MT)</i>	19,41,926.00
<i>Multiple Shoot Cutting (R.1A4.09)</i>	41,18,564.00
<i>MSC Labour (R.1A4.09.LB)</i>	38,43,309.00
<i>MSC Material (R.1A4.09.MT)</i>	2,75,255.00
<i>Plantation of High Yielding Eucalyptus Hybrid Clones in</i> <i>South W Bengal (R.1A1)</i>	33,71,428.00
<i>Plantation of Eucalyptus Clone in S. W Bengal Maint Y1</i> (R.1A1.03)	14,67,580.00
<i>Plantation of Eucalyptus Clone in S. W Bengal Maint Y1</i> <i>Labour (R.1A1.03.LB)</i>	13,10,280.00
<i>Plantation of Eucalyptus Clone in S. W Bengal Maint Y1</i> <i>Material (R.1A1.03.MT)</i>	1,57,300.00
<i>Plantation of Eucalyptus Clone in S. W Bengal Maint Y2</i> (R.1A1.04)	11,10,312.00
<i>Plantation of Eucalyptus Clone in S. W Bengal Maint Y2</i> <i>Labour (R.1A1.04.LB)</i>	10,57,852.00
<i>Plantation of Eucalyptus Clone in S. W Bengal Maint Y2</i> <i>Material (R.1A1.04.MT)</i>	52,460.00
<i>Plantation of Eucalyptus Clone in S. W Bengal Maint Y3</i> (R.1A1.05)	7,93,536.00
<i>Plantation of Eucalyptus Clone in S. W Bengal Maint Y3</i> <i>Labour (R.1A1.05.LB)</i>	7,76,061.00
<i>Plantation of Eucalyptus Clone in S. W Bengal Maint Y3</i> <i>Material (R.1A1.05.MT)</i>	17,475.00
<i>Plantation of Quick Growing Small Timber, Fuel &amp; Fodder</i> <i>Species (R.1A3)</i>	10,58,55,091.00
<i>Plantation of QGS Timber, Fuel &amp; Fodder Species</i> <i>Creation (R.1A3.02)</i>	7,43,29,970.00
<i>Quick Growing Small Timber, Fuel &amp; Fodder Species</i> <i>Creation Labour (R.1A3.02.LB)</i>	6,33,44,001.00






Quick Growing Small Timber, Fuel & Fodder Species Creation Material (R.1A3.02.MT)	1,09,85,969.00
Plantation of Quick Growing Small Timber, Fuel & Fodder Sp Maint Y1 (R.1A3.03)	1,91,16,849.00
Quick Growing Small Timber, Fuel & Fodder Species Maint Y1 Labour (R.1A3.03.LB)	1,70,66,733.00
Quick Growing Small Timber, Fuel & Fodder Species Maint Y1 Material (R.1A3.03.MT)	20,50,116.00
Plantation of Quick Growing Small Timber, Fuel & Fodder Sp Maint Y2 (R.1A3.04)	1,08,92,354.00
Quick Growing Small Timber, Fuel & Fodder Species Maint Y2 Labour (R.1A3.04.LB)	1,03,95,662.00
Quick Growing Small Timber, Fuel & Fodder Species Maint Y2 Material (R.1A3.04.MT)	4,96,692.00
Plantation of Quick Growing Small Timber, Fuel & Fodder Sp Maint Y3 (R.1A3.05)	15,15,918.00
Quick Growing Small Timber, Fuel & Fodder Species Maint Y3 Labour (R.1A3.05.LB)	14,86,368.00
Quick Growing Small Timber, Fuel & Fodder Species Maint Y3 Material (R.1A3.05.MT)	29,550.00
Plantation of Sal and Associates in South West Bengal (R.1A2)	7,27,66,902.06
Plantation of Sal and Associates in South West Bengal Creation (R.1A2.02)	5,42,29,785.00
Plantation of Sal and Associates in South West Bengal Creation Labour (R.1A2.02.LB)	3,98,70,789.00
Plantation of Sal and Associates South West Bengal Creation Material (R.1A2.02.MT)	1,43,58,996.00
Plantation of Sal and Associates in South West Bengal Maint Y1 (R.1A2.03)	89,85,963.78
Plantation of Sal and Associates South West Bengal Maint Y1 Labour (R.1A2.03.LB)	78,49,290.00
Plantation of Sal and Associates South West Bengal Maint Y1 Material (R.1A2.03.MT)	11,36,673.78
Plantation of Sal and Associates in South West Bengal Maint Y2 (R.1A2.04)	63,57,800.00
Plantation of Sal and Associates South West Bengal Maint Y2 Labour (R.1A2.04.LB)	54,87,802.00
Plantation of Sal and Associates South West Bengal Maint Y2 Material (R.1A2.04.MT)	8,69,998.00
Plantation of Sal and Associates in South West Bengal Maint Y3 (R.1A2.05)	31,93,353.28
Plantation of Sal and Associates in South West Bengal Maint Y3 Labour (R.1A2.05.LB)	28,16,000.00
Plantation of Sal and Associates in South West Bengal Maint Y3 Material (R.1A2.05.MT)	3,77,353.28
Pltn of Sal and Associate Spp. in N Bengal (R.1A6)	64,61,929.00
Pltn of Sal and Associate Spp. in N Bengal Creation (R.1A6.02)	36,54,459.00




Plnt of Sal and Asso. Spp. in N Bengal Creation Material (R.1A6.02.MT)	5,19,459.00
Pltn of Sal and Associate Spp. in N Bengal Creation Labour (R.1A6.02.LB)	31,35,000.00
Pltn of Sal and Associate Spp. in N Bengal Maint Y1 (R.1A6.03)	18,56,250.00
Pltn of Sal and Associate Spp. in N Bengal Maint Y1 Labour (R.1A6.03.LB)	17,07,750.00
Pltn of Sal and Associate Spp. in N Bengal Maint Y1 Material (R.1A6.03.MT)	1,48,500.00
Pltn of Sal and Associate Spp. in N Bengal Maint Y2 (R.1A6.04)	8,31,220.00
Pltn of Sal and Associate Spp. in N Bengal Maint Y2 Labour (R.1A6.04.LB)	7,86,120.00
Pltn of Sal and Associate Spp. in N Bengal Maint Y2 Material (R.1A6.04.MT)	45,100.00
Pltn of Sal and Associate Spp. in N Bengal Maint Y3 (R.1A6.05)	1,20,000.00
Pltn of Sal and Associate Spp. in N Bengal Maint Y3 Labour (R.1A6.05.LB)	1,17,000.00
Pltn of Sal and Associate Spp. in N Bengal Maint Y3 Material (R.1A6.05.MT)	3,000.00
Production of 1 Year Old Quality Seedling (R.1D4)	2,56,98,162.00
Production of 1 Year Old Quality Seedling Creation (R.1D4.02)	1,78,04,298.00
Production of 1 Year Old Quality Seedling Maint Y1 (R.1D4.03)	78,93,864.00
Soil & Moisture Conservation (R.1C)	4,28,98,314.00
Soil & Moisture Conservn. in A2 Treatment (R.1C2)	76,04,870.00
Soil & Moisture Conservn. in A3 Treatment (R.1C3)	1,61,51,994.00
Soil & Moisture Conservn. in A4 Treatment (R.1C4)	1,91,41,450.00
Strip Pltn on Roadside/canalside/railwayside (R.1B1)	4,22,32,566.00
Strip Pltn on Roadside/canalside/railwayside Advance Works (R.1B1.01)	31,53,923.00
Strip Plantation of Roadside/canalside/railwayside Adv Works Labour (R.1B1.01.LB)	26,87,962.00
Strip Plantation of Roadside/canalside/railwayside Adv Works Material (R.1B1.01.MT)	4,65,961.00
Strip Pltn on Roadside/canalside/railwayside Creation (R.1B1.02)	2,15,24,091.00
Strip Plantation of Roadside/canalside/railwayside Creation Labour (R.1B1.02.LB)	1,99,63,653.00
Strip Plantation of Roadside/canalside/railwayside Creation Material (R.1B1.02.MT)	15,60,438.00
Strip Pltn on Roadside/canalside/railwayside Maint Y1 (R.1B1.03)	1,00,90,852.00
Strip Plantation of Roadside/canalside/railwayside Maint Y1 Labour (R.1B1.03.LB)	97,54,039.00
Strip Plantation of Roadside/canalside/railwayside Maint Y1 Material (R.1B1.03.MT)	3,36,813.00
Strip Pltn on Roadside/canalside/railwayside Maint Y2 (R.1B1.04)	59,92,350.00






Strip Plantation of Roadside/canalside/railwayside Maint Y2 Labour (R.1B1.04.LB)	59,02,297.00
Strip Plantation of Roadside/canalside/railwayside Maint Y2 Material (R.1B1.04.MT)	90,053.00
Strip Pltn on Roadside/canalside/railwayside Maint Y3 (R.1B1.05)	14,71,350.00
Strip Plantation of Roadside/canalside/railwayside Maint Y3 Labour (R.1B1.05.LB)	14,40,000.00
Strip Plantation of Roadside/canalside/railwayside Maint Y3 Material (R.1B1.05.MT)	31,350.00
Biodiversity Conservation (R.2)	3,50,00,888.50
Elephant/Gaur in North & South West Bengal (R.2B1)	1,04,18,203.58
Elephant Driving Off Operations (R.2B1.14)	57,46,128.58
Elephant Driving Off Operations Equipment (R.2B1.14.EQ)	5,76,430.00
Elephant Driving Off Operations Labour (R.2B1.14.LB)	27,33,462.00
Elephant Driving Off Operations Vehicle Hire (R.2B1.14.VH)	7,85,200.00
Elephant Driving Off Operations Watch Tower (R.2B1.14.WT)	16,51,036.58
Elephant Fence (R.2B1.11)	17,35,810.00
Elephant New Fence Iron Angle Post (R.2B1.11.FI)	9,91,638.00
Elephant New Fence Wooden Post (R.2B1.11.FW)	6,02,987.00
Elephant Old Fence (R.2B1.11.OF)	1,41,185.00
Mobile Squad (R.2B1.13)	29,36,265.00
Mobile Squad Equipment (R.2B1.13.EQ)	1,92,000.00
Mobile Squad Labour (R.2B1.13.LB)	19,13,694.00
Mobile Squad Vehicle Hire (R.2B1.13.VH)	8,30,571.00
Fodder Tree Planting After Removal of Maling Bamboo in PAs in Hills (R.2A3)	7,46,410.00
Fodder Tree Planting After Removal of Maling Bamboo Creation (R.2A3.02)	1,03,560.00
Fodder Tree Planting After Removal of Maling Bamboo Creation Labour (R.2A3.02.LB)	1,03,560.00
Fodder Tree Planting After Removal of Maling Bamboo Maint Y1 (R.2A3.03)	3,95,100.00
Fodder Tree Planting After Removal of Maling Bamboo Maint Y1 Labour (R.2A3.03.LB)	3,40,100.00
Fodder Tree Planting After Removal of Maling Bamboo Maint Y1 Material (R.2A3.03.MT)	55,000.00
Fodder Tree Planting After Removal of Maling Bamboo Maint Y2 (R.2A3.04)	1,02,750.00
Fodder Tree Planting After Removal of Maling Bamboo Maint Y2 Labour (R.2A3.04.LB)	91,750.00
Fodder Tree Planting After Removal of Maling Bamboo Maint Y2 Material (R.2A3.04.MT)	11,000.00




Fodder Tree Planting After Removal of Maling Bamboo Nursery (R.2A3.06)	1,45,000.00
Fodder Tree Planting After Removal of Maling Bamboo Nursery Labour (R.2A3.06.LB)	1,45,000.00
Grassland Restoration and Fodder Tree Planting in PAs in N Bengal (R.2A1)	1,00,39,224.50
Grassland Restoration and Fodder Tree Planting in PAs in N B Adv Works (R.2A1.01)	5,49,000.00
Fodder Tree Planting in PAs in N Bengal Advance Works Labour (R.2A1.01.LB)	4,50,000.00
Fodder Tree Planting in PAs in N Bengal Adv. Works Material (R.2A1.01.MT)	99,000.00
Grassland Restoration and Fodder Tree Planting in PAs in N B Creation (R.2A1.02)	72,16,059.00
Fodder Tree Planting in PAs in N Bengal Creation Labour (R.2A1.02.LB)	41,47,289.00
Fodder Tree Planting in PAs in N Bengal Creation Material (R.2A1.02.MT)	30,68,770.00
Grassland Restoration and Fodder Tree Planting in PAs in N B Maint Y1 (R.2A1.03)	14,69,960.00
Fodder Tree Planting in PAs in N Bengal Maint Y1 Labour (R.2A1.03.LB)	13,29,960.00
Fodder Tree Planting in PAs in N Bengal Maint Y1 Material (R.2A1.03.MT)	1,40,000.00
Grassland Restoration and Fodder Tree Planting in PAs in N B Maint Y2 (R.2A1.04)	8,04,205.50
Fodder Tree Planting in PAs in N Bengal Maint Y2 Labour (R.2A1.04.LB)	7,59,776.00
Fodder Tree Planting in PAs in N Bengal Maint Y2 Material (R.2A1.04.MT)	44,429.50
Inventory and Status Survey (R.2C)	21,34,071.00
Study of Elephant Ecology for Management (R.2C4)	15,11,571.00
Study of Impact Assessment of Habitat Management (R.2C5)	2,32,500.00
Study of Status Survey of Gaur and Leopard in N Bengal Foothills (R.2C2)	3,90,000.00
Leopard in the North Bengal (R.2B2)	10,05,006.00
Leopard Capture / Rescue Equipment (R.2B2.EQ)	56,184.00
Leopard Capture / Rescue Labour (R.2B2.LB)	9,48,822.00
Smaller Animals in Central Bengal (R.2B4)	10,63,497.00
Smaller Animals in Central Bengal Capture/Rescue Equipment (R.2B4.EQ)	1,57,700.00
Smaller Animals in Central Bengal Capture/Rescue Labour (R.2B4.LB)	3,88,110.00





<i>Smaller Animals in Central Bengal Capture/Rescue Vehicle/Boat Hire (R.2B4.VH)</i>	3,53,840.00
<i>Smaller Animals in Central Bengal Capture/Rescue Veterinary Services (R.2B4.VS)</i>	1,63,847.00
<i>Tiger in Sunderbans (R.2B3)</i>	95,94,476.42
<i>Tiger in Sunderbans Fence (R.2B3.11)</i>	50,55,967.42
<i>Tiger in Sunderbans New Fence (R.2B3.11.NF)</i>	43,47,069.42
<i>Tiger in Sunderbans Old Fence (R.2B3.11.OF)</i>	7,08,898.00
<i>Tiger in Sunderbans Mobile Squad (R.2B3.13)</i>	45,38,509.00
<i>Tiger in Sunderbans Mobile Squad Labour (R.2B3.13.LB)</i>	13,43,330.00
<i>Tiger in Sunderbans Mobile Squad Vehicle/Boat Hire (R.2B3.13.VH)</i>	31,95,179.00
<i>Community Development (R.3)</i>	6,36,91,388.70
<i>Community Infrastructure Development Support Activities (R.3D1)</i>	5,94,71,480.70
<i>Meeting with FPCs (R.3A1)</i>	1,60,000.00
<i>Preparation Microplan (R.3B1)</i>	1,60,000.00
<i>Income Generation Activities (R.3C1)</i>	38,99,908.00
<i>Income Generation Activities NGO Services (R.3C1.25)</i>	14,95,320.00
<i>Revolving Fund (R.3C1.24)</i>	24,04,588.00
<i>Institutional Capacity Development (R.4)</i>	5,17,19,992.98
<i>Base Line Survey (R.4A)</i>	17,07,791.00
<i>Survey of Forest Resources (R.4A1)</i>	17,07,791.00
<i>Construction of Administrative Buildings (R.4C1)</i>	63,61,844.00
<i>Administrative Building at Siliguri (R.4C1.46)</i>	4,83,815.00
<i>Expansion of Existing Administrative Building (R.4C1.44)</i>	58,78,029.00
<i>Field Research (R.4D)</i>	2,39,397.00
<i>Research Work in Tree Improvement Programme /Tree Breeding (R.4D1)</i>	2,39,397.00
<i>GIS &amp; MIS (R.4C2)</i>	76,65,421.00
<i>GIS/MIS Pilot Project Equipment (R.4C2.EQ)</i>	56,58,486.00
<i>GIS/MIS Pilot Project Services. (R.4C2.SS)</i>	20,06,935.00

Miscellaneous Management Inputs (R.4C4)	2,67,63,718.98
Incremental Staff DMU (R.4C4.52)	2,19,57,978.94
Incremental Staff DMU Extension Workers (R.4C4.52.EW)	80,00,250.00
Incremental Staff DMU Semi Skilled (R.4C4.52.UW)	21,69,168.00
Incremental Staff DMU Skilled (R.4C4.52.SW)	1,17,88,560.94
Incremental Staff PMU (R.4C4.51)	22,95,566.00
PMU Staff Semi Skilled (R.4C4.51.UW)	5,17,635.00
PMU Staff Skilled (R.4C4.51.SW)	17,77,931.00
Operation Cost PMU (R.4C4.56)	25,10,174.04
PMU Office Equipment (R.4C4.56.EQ)	1,58,140.90
PMU Office Expenses (R.4C4.56.OE)	16,65,317.14
PMU Travel Expenses (R.4C4.56.TE)	6,86,716.00
Package I for Senior Officers (R.4B1)	51,54,727.00
Senior Officer Study Tour Foreign Institute (R.4B1.31)	51,54,727.00
Package II for Middle and Junior Level Officers (R.4B2)	1,13,480.00
Middle and Junior Level Officers Training Long Term (R.4B2.33)	1,13,480.00
Package III for Junior Level Officers and FRs (R.4B3)	1,20,000.00
Junior Level Officers and FRs Instructions Field (R.4B3.36)	1,20,000.00
Package IV for Frontline Staff and FPC/EDC/SHG (R.4B4)	35,93,614.00
Frontline Staff and FPC/EDC/SHG Microfinance, Accounting (R.4B4.38)	25,62,900.00
Frontline Staff and FPC/EDC/SHG PRA, Microplan (R.4B4.37)	10,30,714.00





**NON REIMBURSABLE EXPENSES**  
**(Expenses Indirect)**

10

7,44,28,274.27

Administration Expenses (N)	7,44,28,274.27
DMU Operation Costs (N.57)	3,53,83,870.94
DMU Operation Costs Building Maintenance (N.57.BM)	2,21,53,126.32
DMU Operation Costs Hire/POL (N.57.PO)	51,94,064.64
DMU Operation Costs Other Charges (N.57.OC)	55,73,446.98
DMU Operation Costs Wages (N.57.WA)	24,63,233.00
Other Expenses (N.58)	1,44,61,893.26
Other Expenses Other Taxes (N.58.OT)	5,314.00
Other Expenses Service Tax (N.58.ST)	28,34,162.82
Other Expenses VAT (N.58.VT)	90,111.00
Plantation Monitoring (N.58.MP)	17,37,113.60
Publications/Publicity (N.58.PB)	8,54,596.40
Other Expenses GST (N.58.GST)	89,40,595.44
Other Expenses C.GST (N.58.C.GST)	44,59,077.22
Other Expenses C.GST @ 14% (N.58.C.GST.14)	1,62,629.15
Other Expenses C.GST @ 2.5% (N.58.C.GST.2.5)	1,45,949.62
Other Expenses C.GST @ 6% (N.58.C.GST.6)	11,73,358.98
Other Expenses C.GST @ 9% (N.58.C.GST.9)	29,77,139.47
Other Expenses I.GST (N.58.I.GST)	22,438.00
Other Expenses I.GST @ 18% (N.58.I.GST.18)	22,438.00
Other Expenses S.GST (N.58.S.GST)	44,59,080.22
Other Expenses S.GST @ 14% (N.58.S.GST.14)	1,62,628.15
Other Expenses S.GST @ 2.5% (N.58.S.GST.2.5)	1,45,949.62
Other Expenses S.GST @ 6% (N.58.S.GST.6)	11,73,358.98
Other Expenses S.GST @ 9% (N.58.S.GST.9)	29,77,143.47
PMU Operation Costs (N.56)	1,16,22,217.07
Medical & Children Edu Allowance Reimbursements (N.56.MR)	2,99,820.00
PMU Operation Costs Hire/POL (N.56.PO)	35,96,929.00
PMU Operation Costs Other Charges (N.56.OC)	22,88,197.07
PMU Operation Costs RRT (N.56.RR)	15,57,934.00
PMU Operation Costs Wages (N.56.WA)	38,79,337.00
PMU Salaries (N.55)	1,29,60,293.00
Dearness Allowance (N.55.DA)	4,36,574.00
Deputation Allowance (N.55.DP)	27,000.00
House Rent Allowance (N.55.HR)	12,35,255.00
Leave Salary Contribution (N.55.LS)	13,64,266.00
Pay (N.55.PA)	87,73,923.00
Pension Contribution (N.55.PC)	10,06,465.00
Special / Others Allowance (N.55.GP)	1,16,810.00



**Indirect Incomes (Income Indirect)**

11

8,05,691.00

Interest Income

Interest From Deposits- Auto Sweep

8,05,691.00

8,05,691.00

**Closing Balance**

12

56,21,62,204.24

Bank Accounts

Deposit - Auto Sweep

56,26,81,888.00

Less: Overdraft Corporation Bank(A/C  
No.0663/CLSB/01/120015)

56,26,81,888.00

5,19,683.76

**Reimbursable Expenses (Expenses Direct)**

13

50,66,81,342.88

CONSULTING SERVICES (5CS)

Procurement/Construction (R)

1,53,73,928.00

49,13,07,414.88

**Non Reimbursable Expenses(Expenses  
Indirect)**

14

7,44,46,465.97

Administration Expenses (N)

7,44,46,465.97

**EXPENDITURE ON CONSULTANCY (THRU  
LETTER OF CREDIT)**

15

27,49,092.00Consulting Services (Thru Direct Payment Procedure)  
(5CS.2)

27,49,092.00





**Indirect Incomes (Income Indirect)**

16

62,29,47,889.04

Interest Income

3,77,35,288.04

Sale Proceeds

13,35,700.00

Utilization of Grants in Aid

58,11,27,809.00

Utilization of Non Fund Based Grant

27,49,092.00

**Current Liabilities**

17

37,68,218.00

Duties &amp; Taxes

800.00

Provisions

Deposits(Current Liabilities)

37,67,418.00

**Current Assets**

18

62,18,78,384.84

Loans &amp; Advances (Asset)

5,97,16,180.60

Cash &amp; Bank Balance

56,21,62,204.24

Note:- Bank account has been credited with the Gas Subsidy which has been accounted as contingent liability for the given year and has accordingly been reflected in the BRS.

